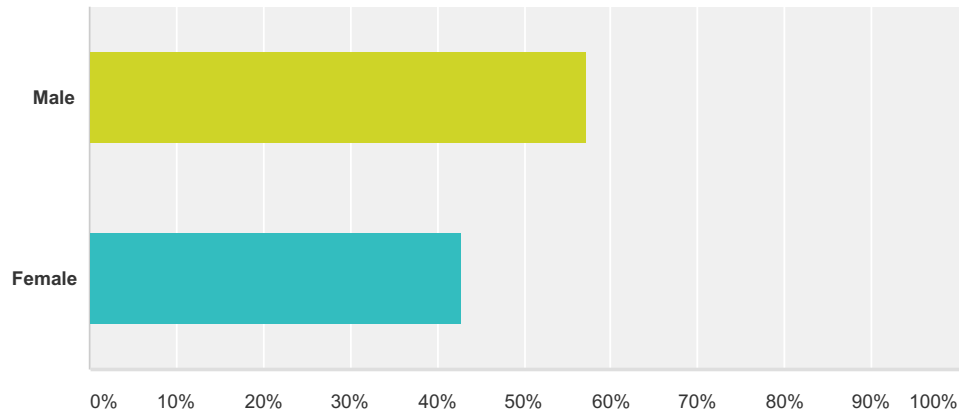


Q1 What is your Gender?

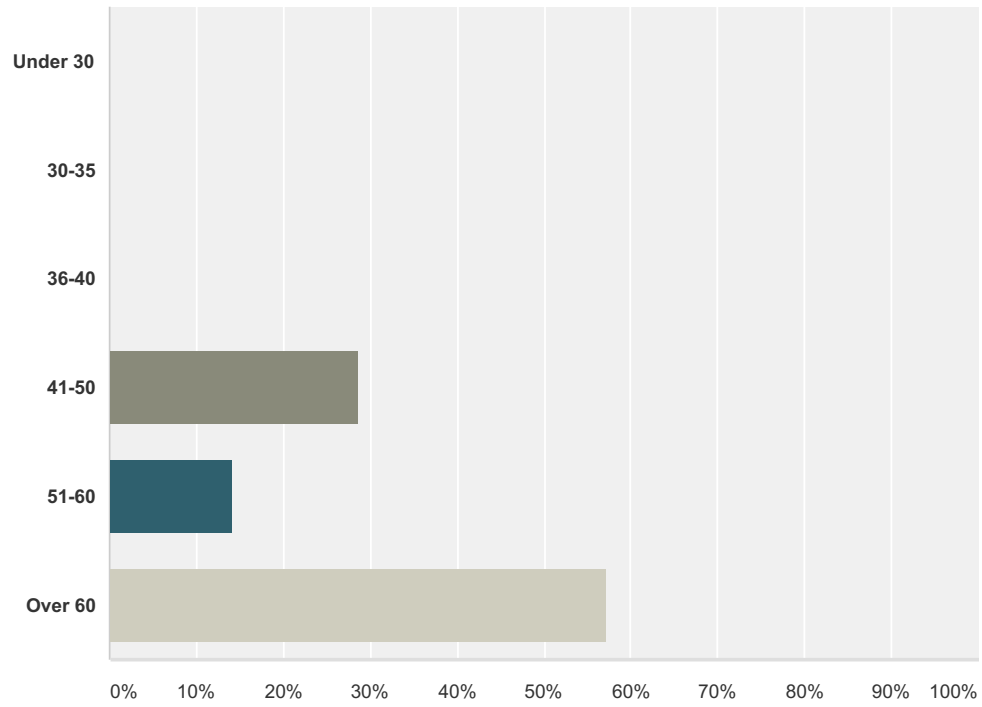
Answered: 7 Skipped: 0



Answer Choices	Responses
Male	57.14% 4
Female	42.86% 3
Total	7

Q2 What is your Age Range?

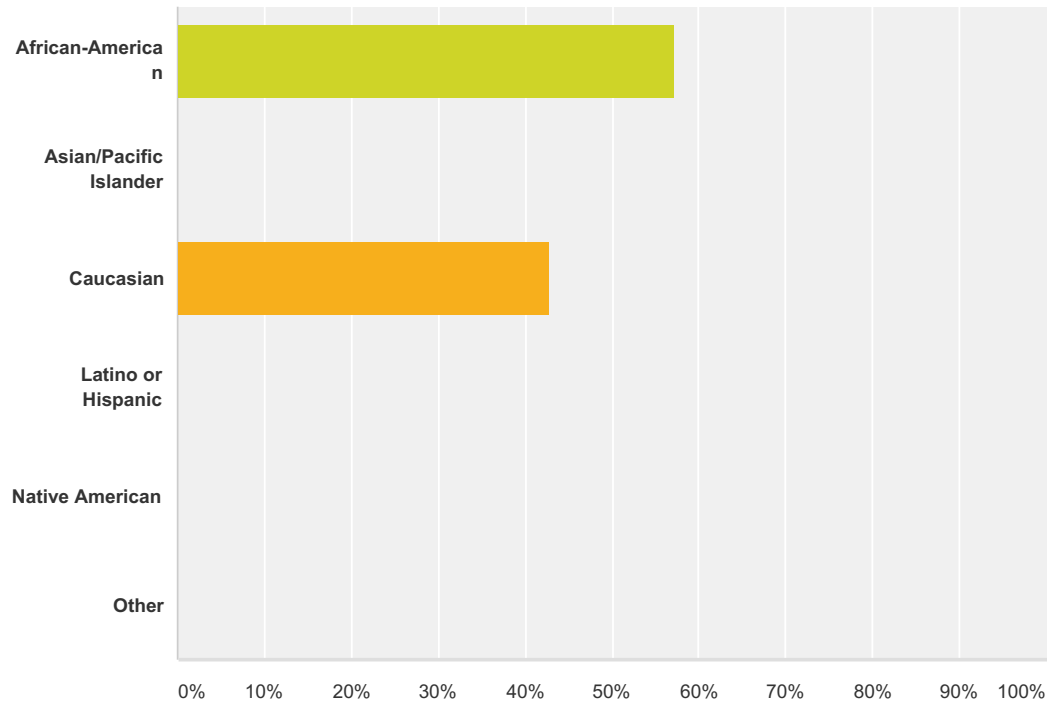
Answered: 7 Skipped: 0



Answer Choices	Responses	Count
Under 30	0.00%	0
30-35	0.00%	0
36-40	0.00%	0
41-50	28.57%	2
51-60	14.29%	1
Over 60	57.14%	4
Total		7

Q3 Which group do you most identify with?

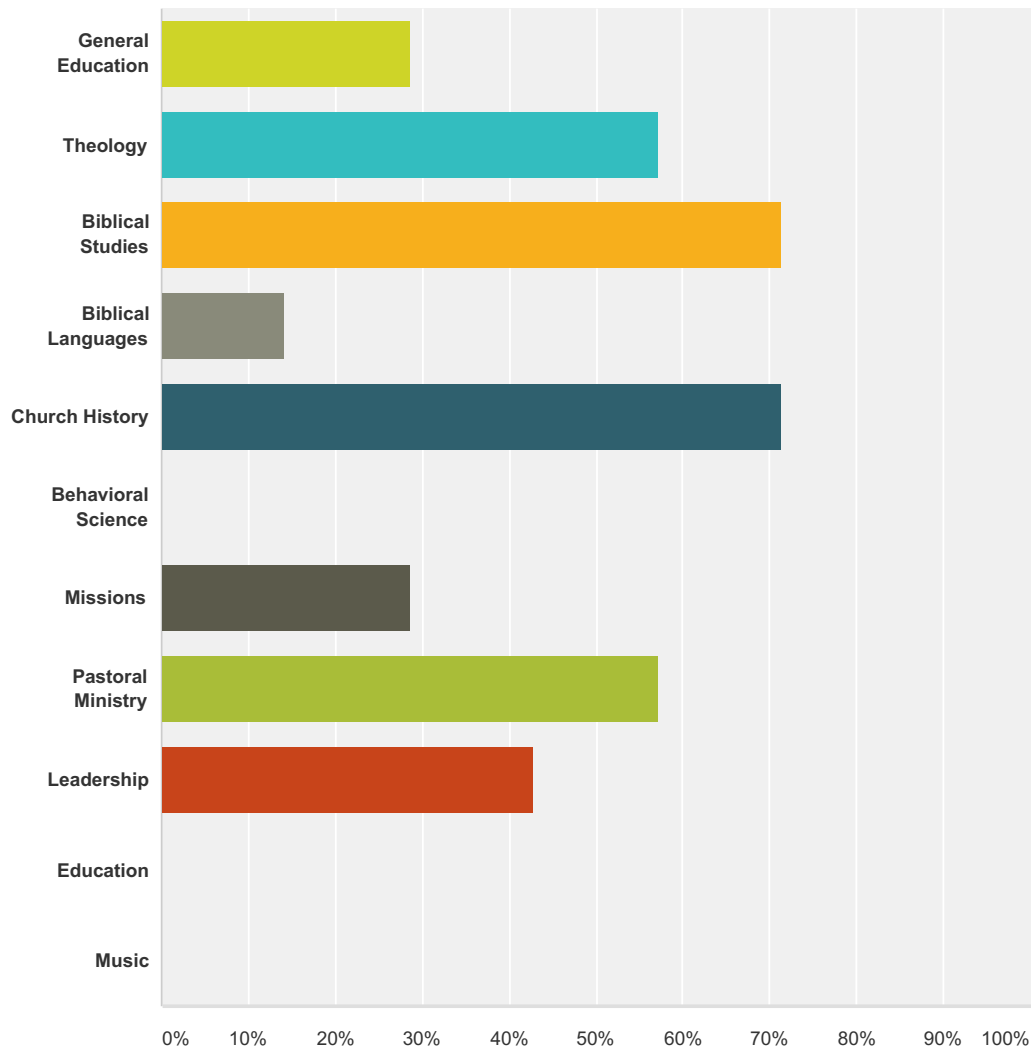
Answered: 7 Skipped: 0



Answer Choices	Responses	
African-American	57.14%	4
Asian/Pacific Islander	0.00%	0
Caucasian	42.86%	3
Latino or Hispanic	0.00%	0
Native American	0.00%	0
Other	0.00%	0
Total		7

Q4 What department or departments do you teach in?

Answered: 7 Skipped: 0



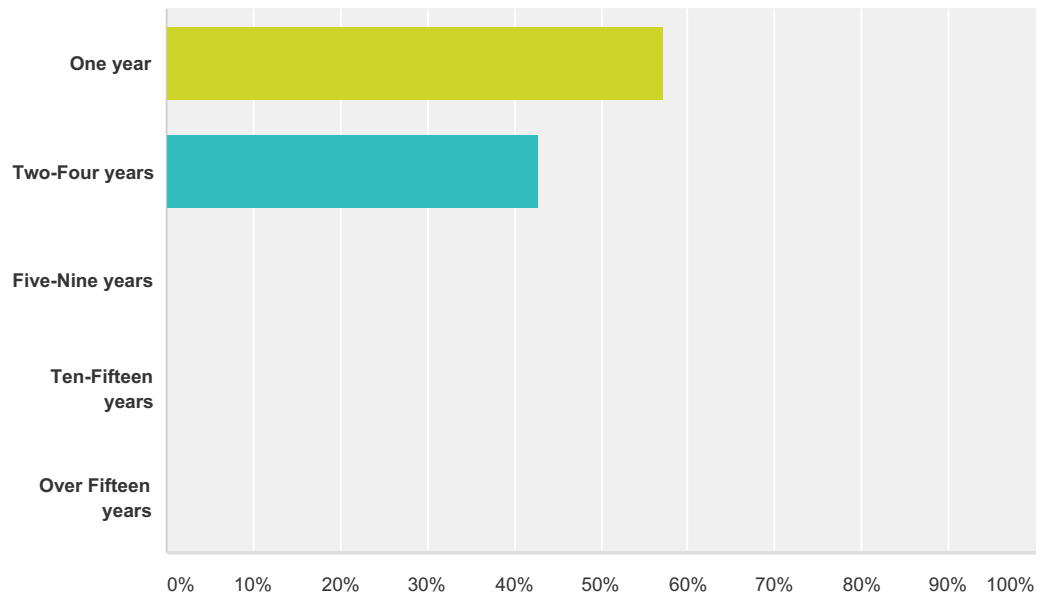
Answer Choices	Responses
General Education	28.57% 2
Theology	57.14% 4
Biblical Studies	71.43% 5
Biblical Languages	14.29% 1
Church History	71.43% 5
Behavioral Science	0.00% 0
Missions	28.57% 2
Pastoral Ministry	57.14% 4
Leadership	42.86% 3

2017 Faculty Satisfaction Inventory

Education	0.00%	0
Music	0.00%	0
Total Respondents: 7		

Q5 How many years have you taught at this institution?

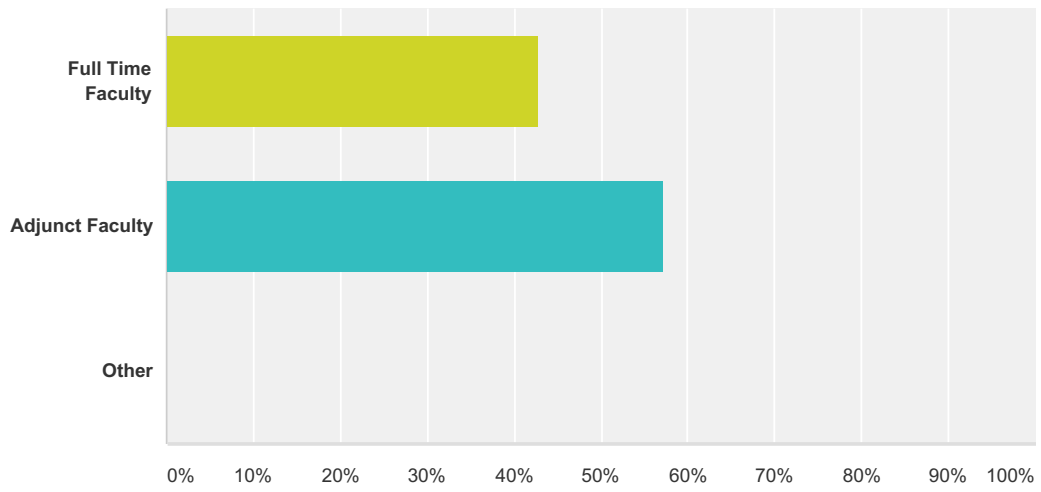
Answered: 7 Skipped: 0



Answer Choices	Responses	
One year	57.14%	4
Two-Four years	42.86%	3
Five-Nine years	0.00%	0
Ten-Fifteen years	0.00%	0
Over Fifteen years	0.00%	0
Total		7

Q6 What is your current teaching assignment?

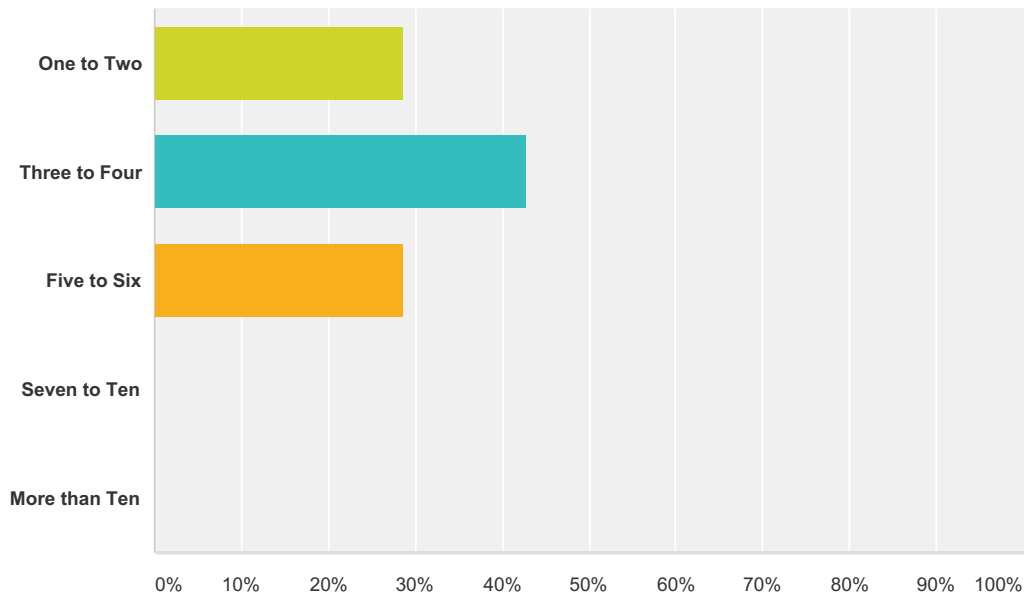
Answered: 7 Skipped: 0



Answer Choices	Responses
Full Time Faculty	42.86% 3
Adjunct Faculty	57.14% 4
Other	0.00% 0
Total	7

Q7 How many courses do you teach in a year?

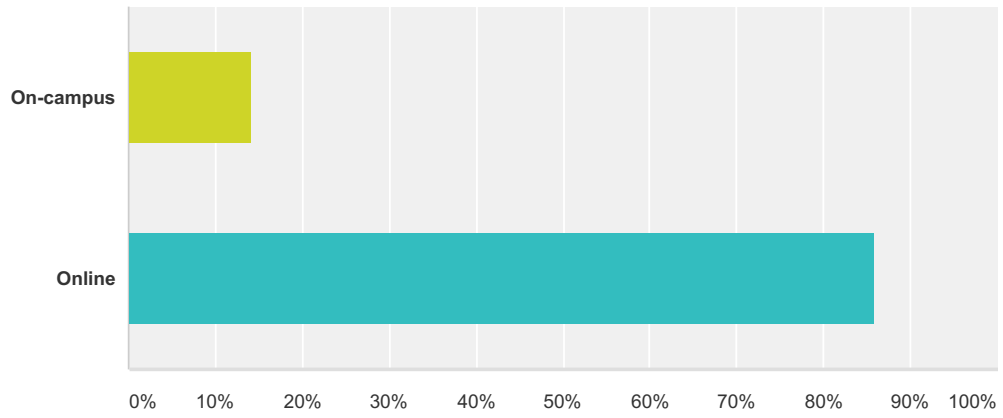
Answered: 7 Skipped: 0



Answer Choices	Responses	
One to Two	28.57%	2
Three to Four	42.86%	3
Five to Six	28.57%	2
Seven to Ten	0.00%	0
More than Ten	0.00%	0
Total		7

Q8 Do you primarily teach on-campus or online courses?

Answered: 7 Skipped: 0

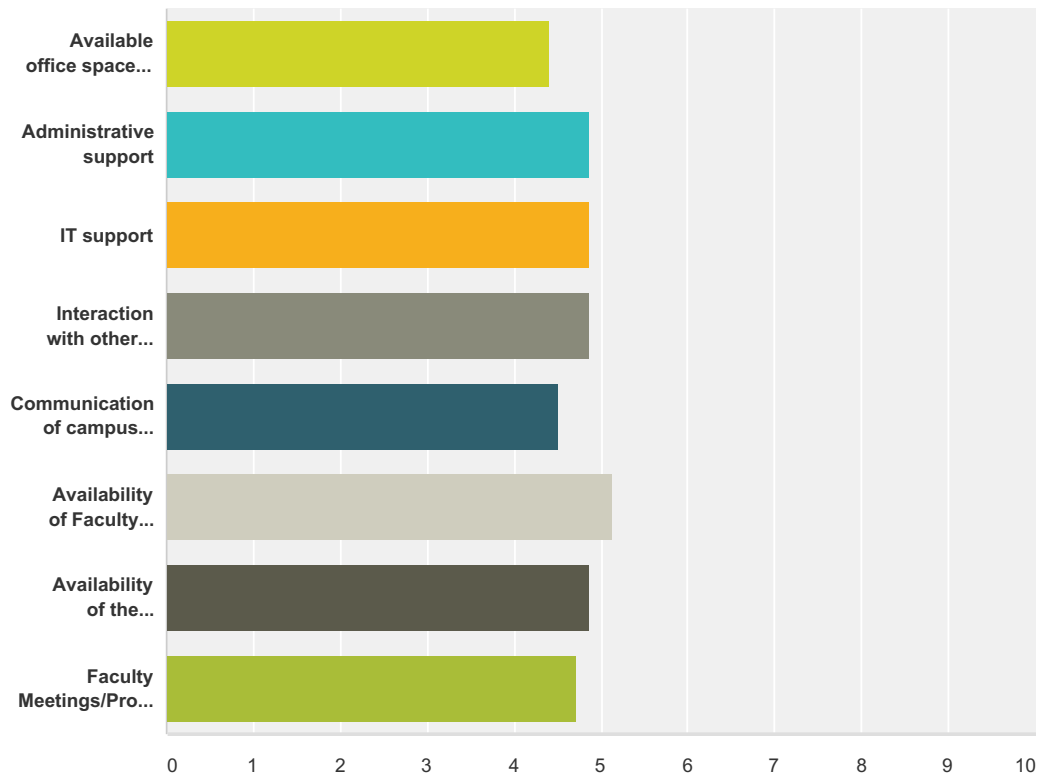


Answer Choices	Responses	
On-campus	14.29%	1
Online	85.71%	6
Total		7

2017 Faculty Satisfaction Inventory

Q9 Please indicate your level of satisfaction in the following areas:

Answered: 7 Skipped: 0



	Very Dissatisfied	(no label)	(no label)	(no label)	(no label)	Very Satisfied	N/A	Total	Weighted Average
Available office space to meet with students	14.29% 1	0.00% 0	0.00% 0	0.00% 0	42.86% 3	14.29% 1	28.57% 2	7	4.40
Administrative support	14.29% 1	0.00% 0	0.00% 0	0.00% 0	42.86% 3	42.86% 3	0.00% 0	7	4.86
IT support	14.29% 1	0.00% 0	0.00% 0	0.00% 0	42.86% 3	42.86% 3	0.00% 0	7	4.86
Interaction with other faculty	14.29% 1	0.00% 0	0.00% 0	0.00% 0	42.86% 3	42.86% 3	0.00% 0	7	4.86
Communication of campus events and activities	14.29% 1	0.00% 0	0.00% 0	14.29% 1	28.57% 2	28.57% 2	14.29% 1	7	4.50
Availability of Faculty Handbook information	14.29% 1	0.00% 0	0.00% 0	0.00% 0	14.29% 1	71.43% 5	0.00% 0	7	5.14
Availability of the Department Dean or other supervisor	14.29% 1	0.00% 0	0.00% 0	0.00% 0	42.86% 3	42.86% 3	0.00% 0	7	4.86
Faculty Meetings/Professional Development	14.29% 1	0.00% 0	0.00% 0	14.29% 1	28.57% 2	42.86% 3	0.00% 0	7	4.71

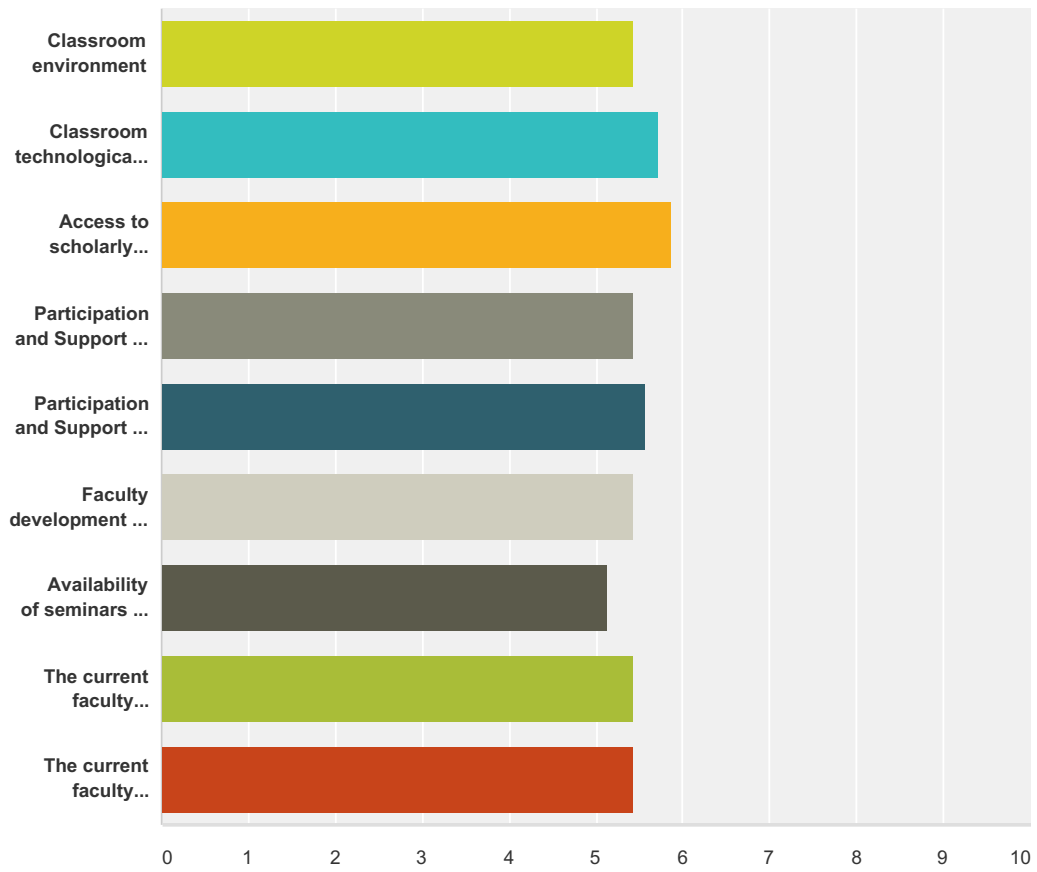
Q10 Are there any areas that you could mention in order to provide better support for faculty?

Answered: 3 Skipped: 4

#	Responses	Date
1	None	5/20/2017 12:15 PM
2	None	5/20/2017 10:46 AM
3	Schedule of meetings further in advance	5/20/2017 5:36 AM

Q11 Please indicate your level of satisfaction in the following areas:

Answered: 7 Skipped: 0



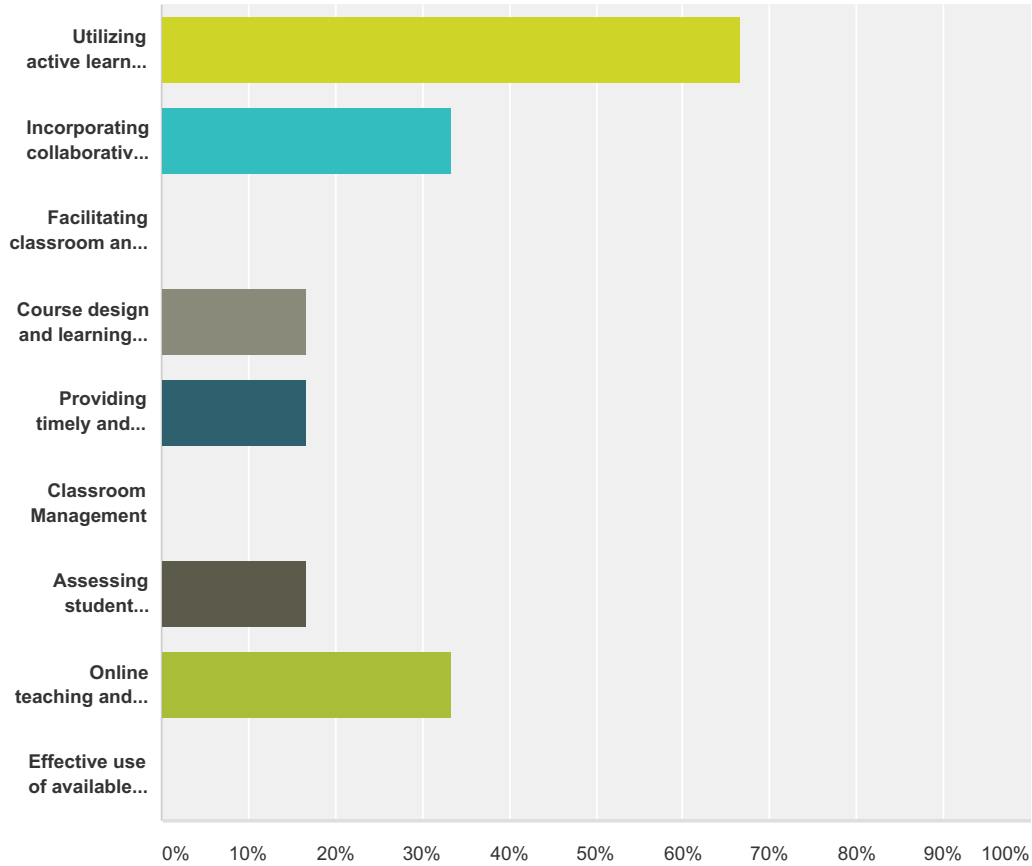
	Very Dissatisfied	(no label)	(no label)	(no label)	(no label)	Very Satisfied	Total	Weighted Average
Classroom environment	0.00% 0	0.00% 0	0.00% 0	14.29% 1	28.57% 2	57.14% 4	7	5.43
Classroom technological resources	0.00% 0	0.00% 0	0.00% 0	0.00% 0	28.57% 2	71.43% 5	7	5.71
Access to scholarly materials (library and information resources)	0.00% 0	0.00% 0	0.00% 0	0.00% 0	14.29% 1	85.71% 6	7	5.86
Participation and Support in the curriculum development and review process	0.00% 0	0.00% 0	0.00% 0	14.29% 1	28.57% 2	57.14% 4	7	5.43
Participation and Support in the assessment of student learning outcomes	0.00% 0	0.00% 0	0.00% 0	0.00% 0	42.86% 3	57.14% 4	7	5.57
Faculty development as teachers	0.00% 0	0.00% 0	0.00% 0	14.29% 1	28.57% 2	57.14% 4	7	5.43
Availability of seminars and events to improving teaching	0.00% 0	0.00% 0	0.00% 0	28.57% 2	28.57% 2	42.86% 3	7	5.14
The current faculty evaluation system helps improve teaching performance	0.00% 0	0.00% 0	0.00% 0	14.29% 1	28.57% 2	57.14% 4	7	5.43

2017 Faculty Satisfaction Inventory

The current faculty evaluation system contributes to the improvement of courses	0.00% 0	0.00% 0	0.00% 0	14.29% 1	28.57% 2	57.14% 4	7	5.43
---	-------------------	-------------------	-------------------	--------------------	--------------------	--------------------	---	------

Q12 Which of the following areas would you like to see addressed as part of the faculty development? (check all that apply)

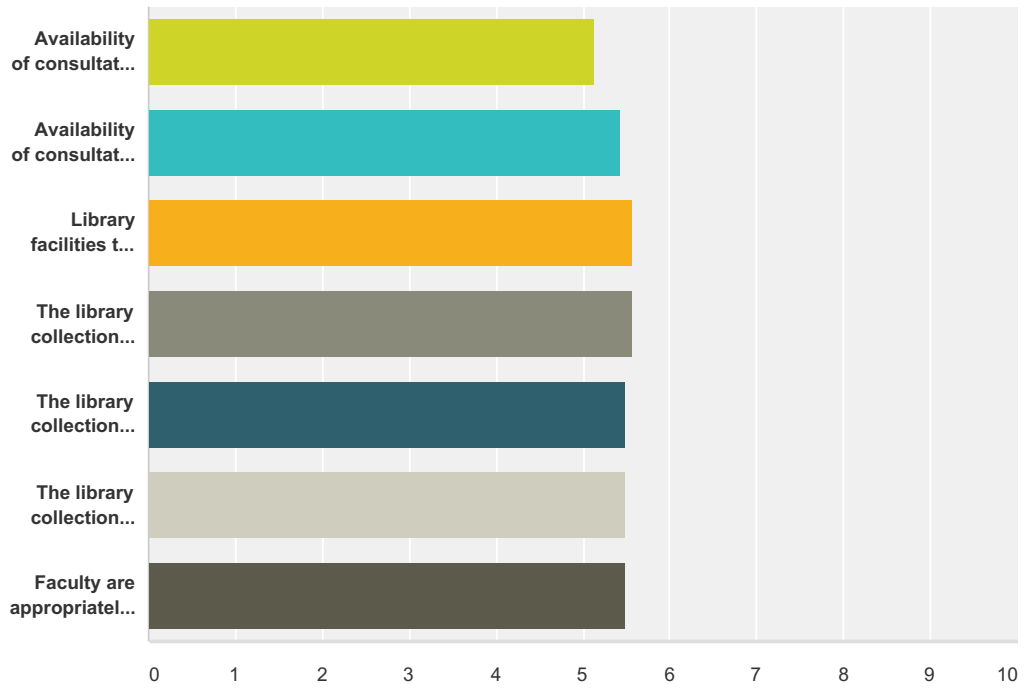
Answered: 6 Skipped: 1



Answer Choices	Responses
Utilizing active learning techniques	66.67% 4
Incorporating collaborative learning techniques	33.33% 2
Facilitating classroom and group discussion	0.00% 0
Course design and learning objectives	16.67% 1
Providing timely and substantive feedback	16.67% 1
Classroom Management	0.00% 0
Assessing student learning outcomes	16.67% 1
Online teaching and learning	33.33% 2
Effective use of available technology	0.00% 0
Total Respondents: 6	

Q13 Please indicate your level of satisfaction in the following areas:

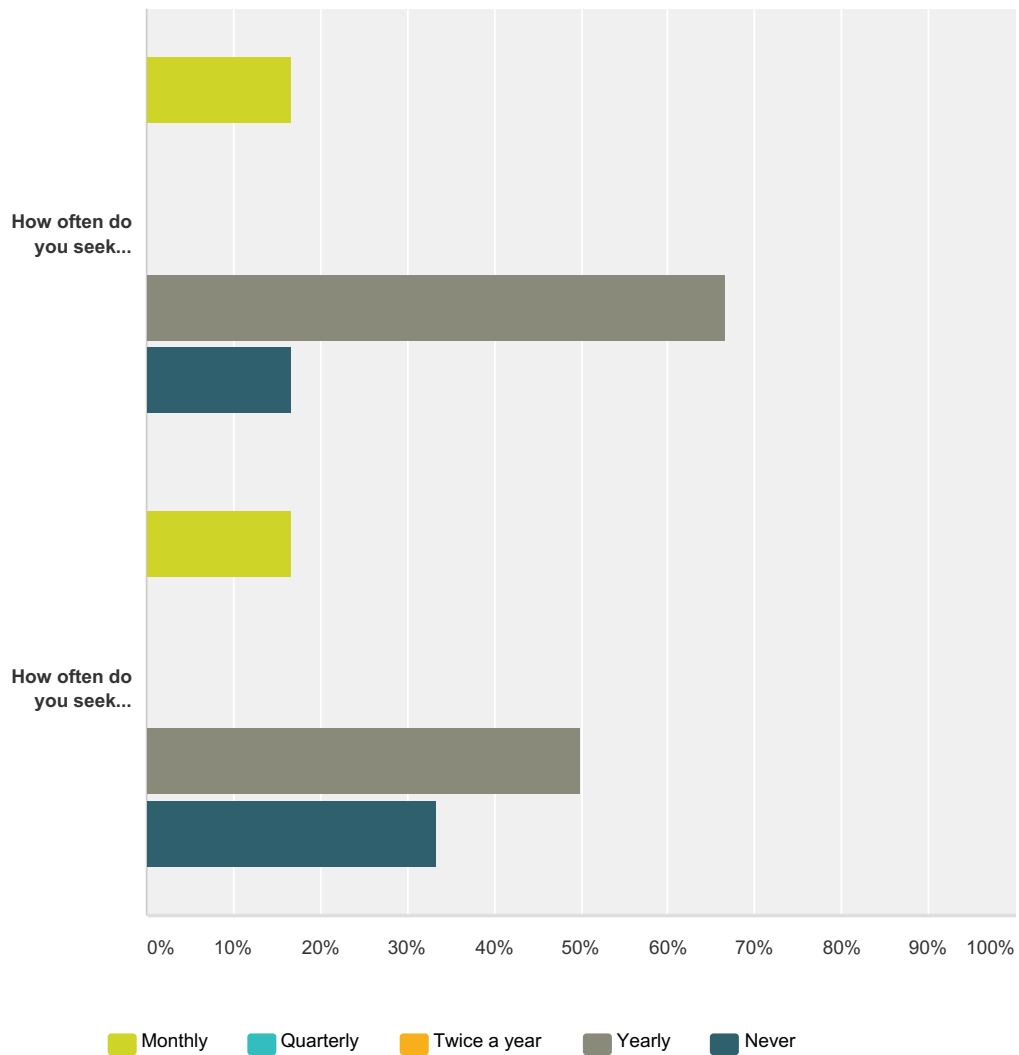
Answered: 7 Skipped: 0



	Very Dissatisfied	(no label)	(no label)	(no label)	(no label)	Very Satisfied	Total	Weighted Average
Availability of consultation and collaboration when developing class assignments that require information literacy skills	0.00% 0	0.00% 0	0.00% 0	28.57% 2	28.57% 2	42.86% 3	7	5.14
Availability of consultation and collaboration for faculty research	0.00% 0	0.00% 0	0.00% 0	14.29% 1	28.57% 2	57.14% 4	7	5.43
Library facilities that offer an environment conducive for learning and study	0.00% 0	0.00% 0	0.00% 0	0.00% 0	42.86% 3	57.14% 4	7	5.57
The library collection (both print and online) provides adequate materials for faculty research.	0.00% 0	0.00% 0	0.00% 0	14.29% 1	14.29% 1	71.43% 5	7	5.57
The library collection (both print and online) adequately supports course curriculum and content	0.00% 0	0.00% 0	0.00% 0	0.00% 0	50.00% 3	50.00% 3	6	5.50
The library collection (both print and online) adequately demonstrates strength in the institutions theological distinctives	0.00% 0	0.00% 0	0.00% 0	0.00% 0	50.00% 3	50.00% 3	6	5.50
Faculty are appropriately involved in the development of library and other learning resources	0.00% 0	0.00% 0	0.00% 0	0.00% 0	50.00% 3	50.00% 3	6	5.50

Q14 Please indicate your level of involvement in the following areas:

Answered: 6 Skipped: 1



	Monthly	Quarterly	Twice a year	Yearly	Never	Total
How often do you seek collaboration from librarians to develop/enhance student assignments?	16.67% 1	0.00% 0	0.00% 0	66.67% 4	16.67% 1	6
How often do you seek collaboration from librarians to develop/enhance your personal research?	16.67% 1	0.00% 0	0.00% 0	50.00% 3	33.33% 2	6

**Q15 What services has the library provided
for your students in class?**

Answered: 5 Skipped: 2

#	Responses	Date
1	Books and access to online material.	5/20/2017 10:51 AM
2	Assistance for materials when requested	5/20/2017 7:10 AM
3	Assistance provided if requested	5/20/2017 6:10 AM
4	Assistance when required	5/20/2017 5:41 AM
5	Printed and online publications	5/20/2017 3:46 AM

**Q16 What services has the library provided
for your courses?**

Answered: 4 Skipped: 3

#	Responses	Date
1	List of books available for students.	5/20/2017 10:51 AM
2	Location of materials when requested	5/20/2017 7:10 AM
3	Assistance provided when requested	5/20/2017 6:10 AM
4	Assistance when required	5/20/2017 5:41 AM

**Q17 What services has the library provided
for your own research?**

Answered: 4 Skipped: 3

#	Responses	Date
1	List of books available	5/20/2017 10:51 AM
2	Assistance in locating materials when requested	5/20/2017 7:10 AM
3	Assistance provided when requested	5/20/2017 6:10 AM
4	Assistance when requested	5/20/2017 5:41 AM