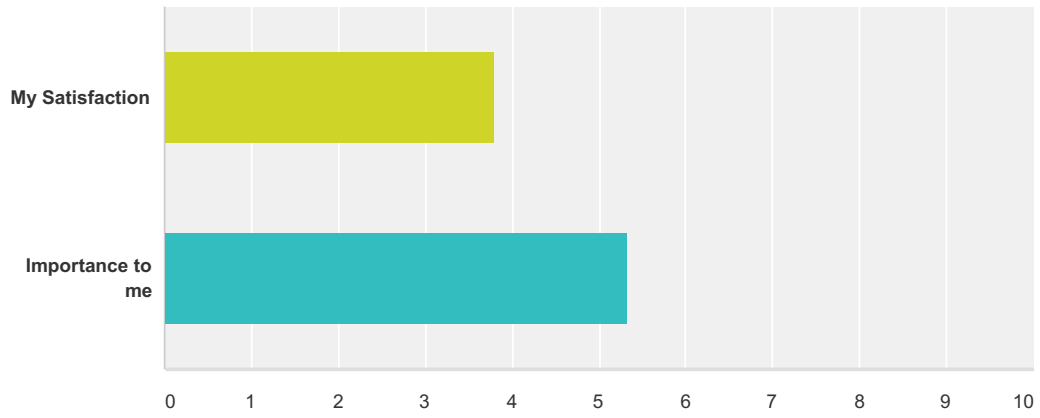


Q1 My academic advisor provides helpful assistance

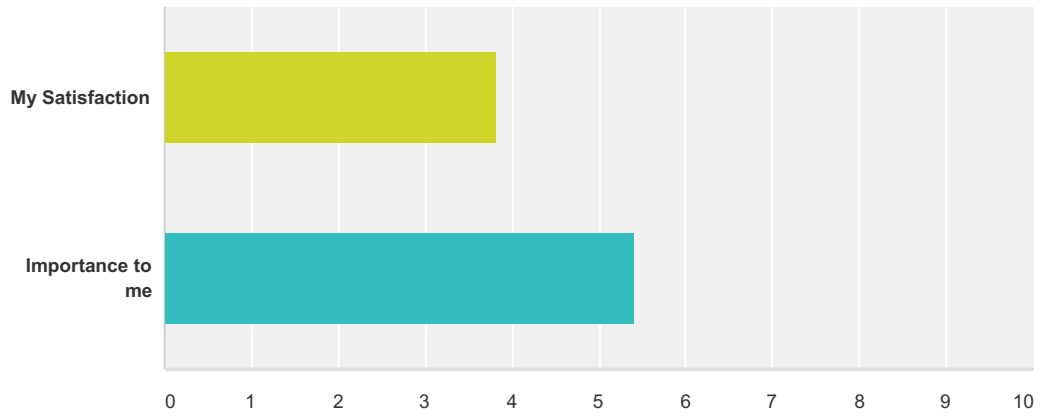
Answered: 6 Skipped: 1



| | Very Low | (no label) | (no label) | (no label) | (no label) | Very High | Total | Weighted Average |
|------------------|-------------|------------|------------|-------------|------------|-------------|-------|------------------|
| My Satisfaction | 20.00% 1 | 0.00% 0 | 0.00% 0 | 60.00% 3 | 0.00% 0 | 20.00% 1 | 5 | 3.80 |
| Importance to me | 0.00% 0 | 0.00% 0 | 0.00% 0 | 33.33% 2 | 0.00% 0 | 66.67% 4 | 6 | 5.33 |

Q2 My academic advisor cares for me personally

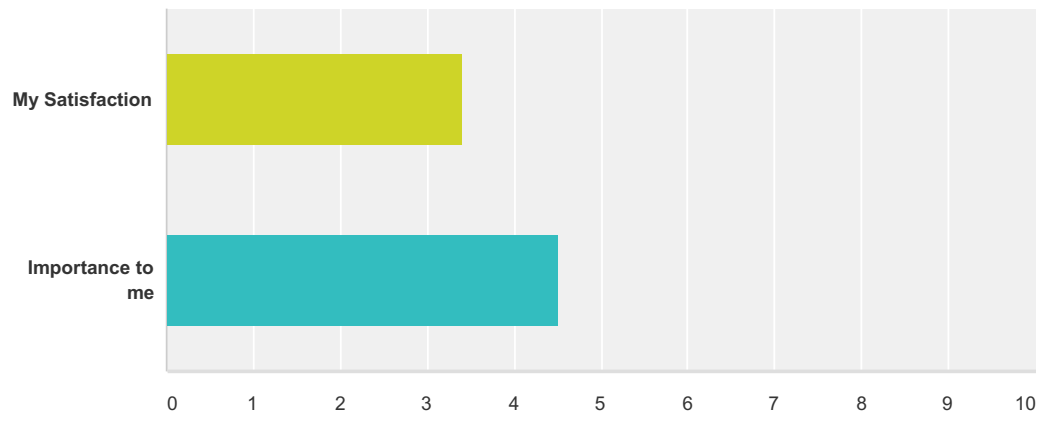
Answered: 6 Skipped: 1



| | Very Low | (no label) | (no label) | (no label) | (no label) | Very High | Total | Weighted Average |
|------------------|-------------|------------|------------|-------------|-------------|-------------|-------|------------------|
| My Satisfaction | 16.67% 1 | 0.00% 0 | 0.00% 0 | 66.67% 4 | 0.00% 0 | 16.67% 1 | 6 | 3.83 |
| Importance to me | 0.00% 0 | 0.00% 0 | 0.00% 0 | 20.00% 1 | 20.00% 1 | 60.00% 3 | 5 | 5.40 |

Q3 Library resources enable me to effectively complete assignments

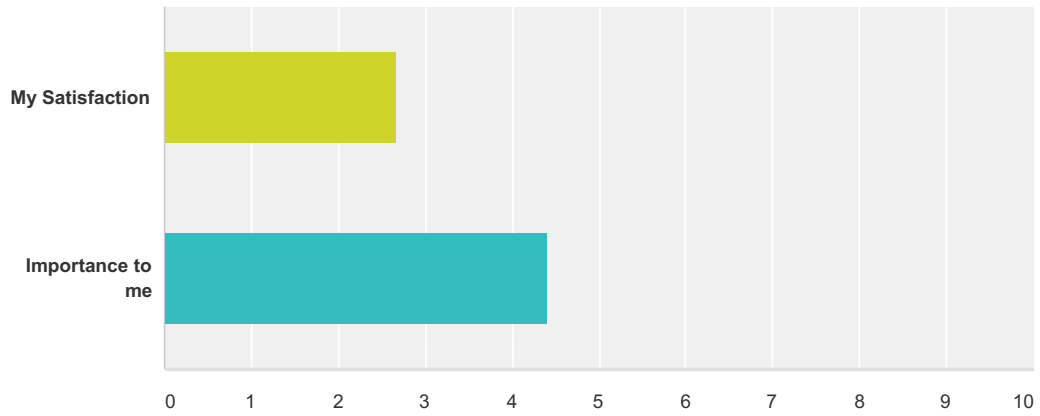
Answered: 6 Skipped: 1



| | Very Low | (no label) | (no label) | (no label) | (no label) | Very High | Total | Weighted Average |
|------------------|-------------|------------|-------------|-------------|-------------|-------------|-------|------------------|
| My Satisfaction | 40.00% 2 | 0.00% 0 | 20.00% 1 | 0.00% 0 | 0.00% 0 | 40.00% 2 | 5 | 3.40 |
| Importance to me | 0.00% 0 | 0.00% 0 | 33.33% 2 | 16.67% 1 | 16.67% 1 | 33.33% 2 | 6 | 4.50 |

Q4 The library staff provide helpful assistance

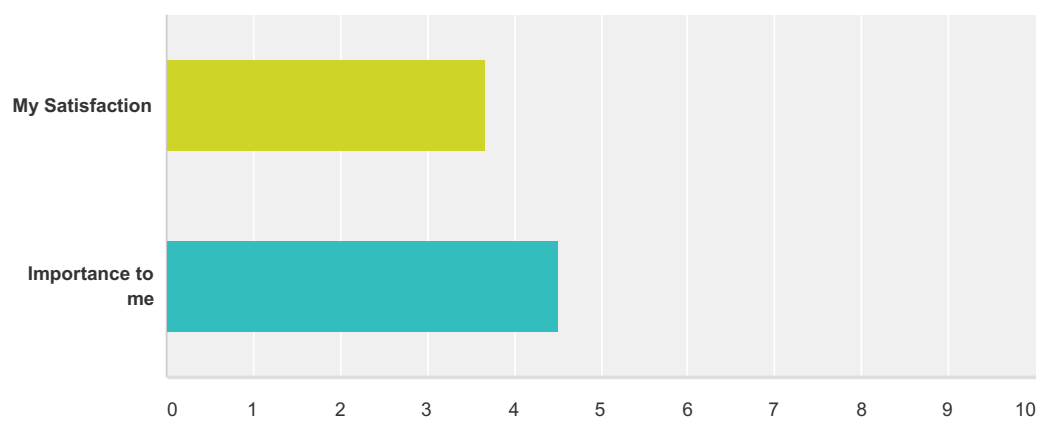
Answered: 6 Skipped: 1



| | Very Low | (no label) | (no label) | (no label) | (no label) | Very High | Total | Weighted Average |
|------------------|-------------|-------------|-------------|-------------|------------|-------------|-------|------------------|
| My Satisfaction | 33.33% 2 | 16.67% 1 | 33.33% 2 | 0.00% 0 | 0.00% 0 | 16.67% 1 | 6 | 2.67 |
| Importance to me | 0.00% 0 | 0.00% 0 | 40.00% 2 | 20.00% 1 | 0.00% 0 | 40.00% 2 | 5 | 4.40 |

Q5 Adequate support is available for improving my writing skills

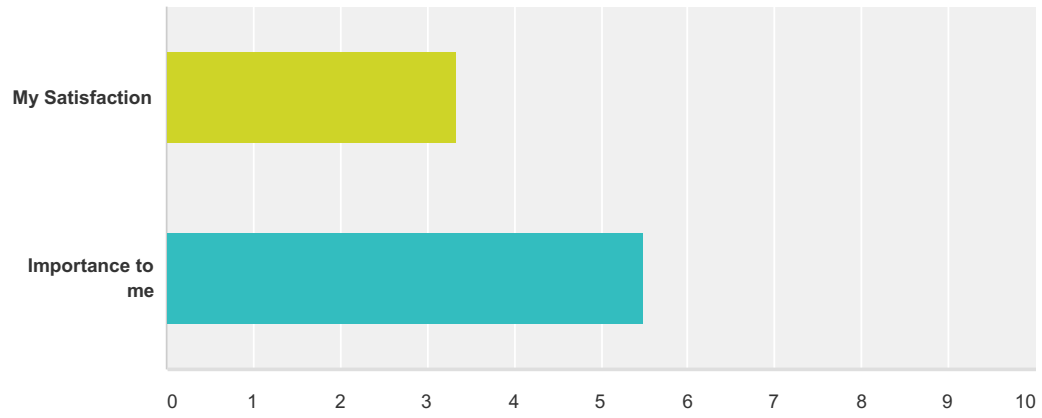
Answered: 6 Skipped: 1



| | Very Low | (no label) | (no label) | (no label) | (no label) | Very High | Total | Weighted Average |
|------------------|-------------|-------------|-------------|-------------|-------------|-------------|-------|------------------|
| My Satisfaction | 16.67% 1 | 0.00% 0 | 16.67% 1 | 33.33% 2 | 33.33% 2 | 0.00% 0 | 6 | 3.67 |
| Importance to me | 0.00% 0 | 16.67% 1 | 16.67% 1 | 16.67% 1 | 0.00% 0 | 50.00% 3 | 6 | 4.50 |

Q6 I am able to track my degree program effectively

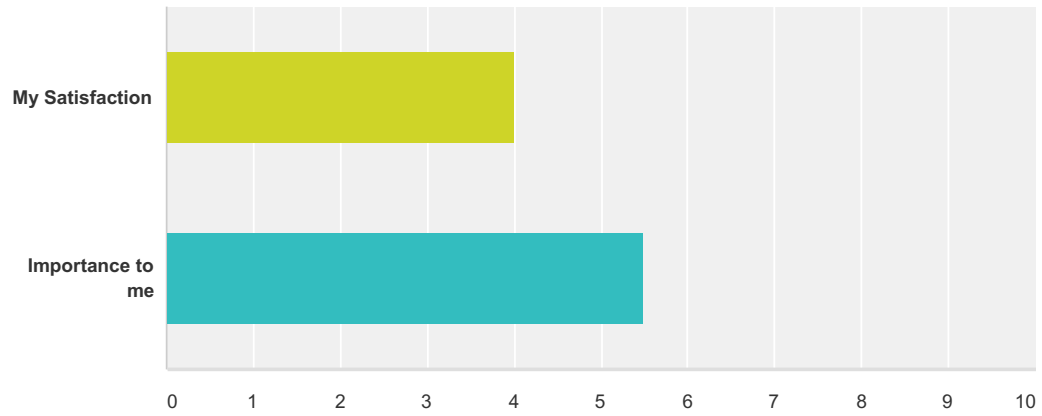
Answered: 6 Skipped: 1



| | Very Low | (no label) | (no label) | (no label) | (no label) | Very High | Total | Weighted Average |
|------------------|-------------|-------------|-------------|-------------|-------------|-------------|-------|------------------|
| My Satisfaction | 16.67% 1 | 16.67% 1 | 16.67% 1 | 33.33% 2 | 0.00% 0 | 16.67% 1 | 6 | 3.33 |
| Importance to me | 0.00% 0 | 0.00% 0 | 0.00% 0 | 16.67% 1 | 16.67% 1 | 66.67% 4 | 6 | 5.50 |

Q7 The administrative staff provide helpful assistance

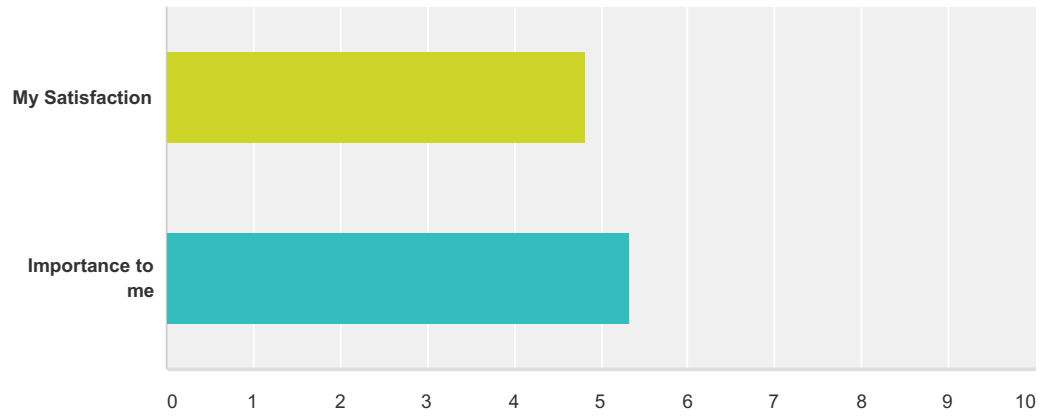
Answered: 6 Skipped: 1



| | Very Low | (no label) | (no label) | (no label) | (no label) | Very High | Total | Weighted Average |
|------------------|-------------|------------|-------------|-------------|-------------|-------------|-------|------------------|
| My Satisfaction | 16.67% 1 | 0.00% 0 | 16.67% 1 | 16.67% 1 | 33.33% 2 | 16.67% 1 | 6 | 4.00 |
| Importance to me | 0.00% 0 | 0.00% 0 | 0.00% 0 | 16.67% 1 | 16.67% 1 | 66.67% 4 | 6 | 5.50 |

Q8 Registration procedures are clear and easy to follow

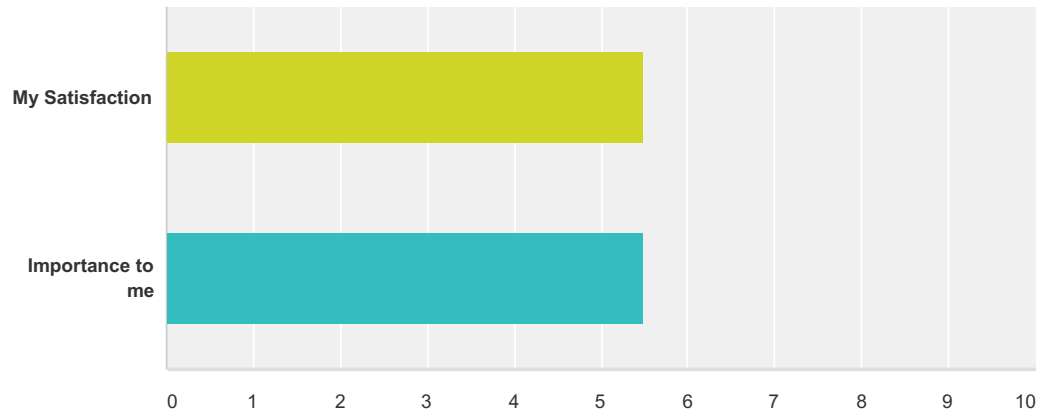
Answered: 6 Skipped: 1



| | Very Low | (no label) | (no label) | (no label) | (no label) | Very High | Total | Weighted Average |
|------------------|------------|------------|-------------|------------|-------------|-------------|-------|------------------|
| My Satisfaction | 0.00% 0 | 0.00% 0 | 16.67% 1 | 0.00% 0 | 66.67% 4 | 16.67% 1 | 6 | 4.83 |
| Importance to me | 0.00% 0 | 0.00% 0 | 16.67% 1 | 0.00% 0 | 16.67% 1 | 66.67% 4 | 6 | 5.33 |

Q9 Financial aid options are explained clearly and thoroughly

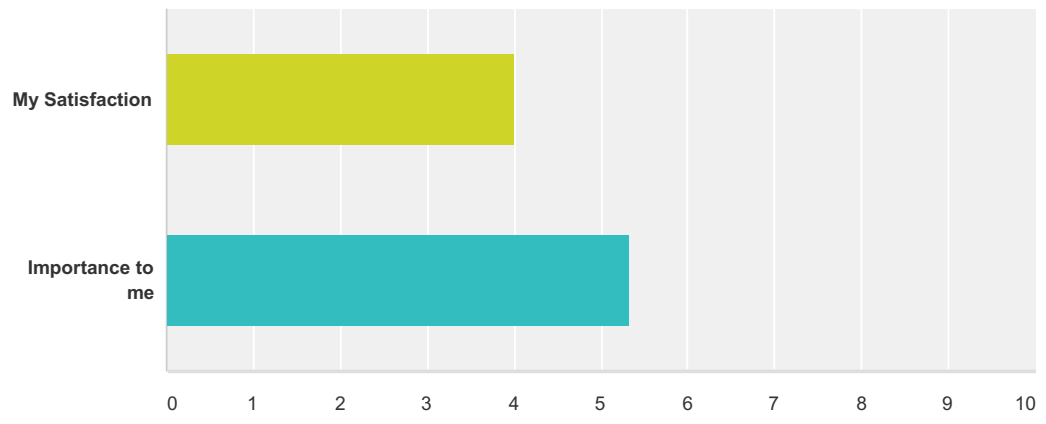
Answered: 6 Skipped: 1



| | Very Low | (no label) | (no label) | (no label) | (no label) | Very High | Total | Weighted Average |
|------------------|------------|------------|------------|-------------|-------------|-------------|-------|------------------|
| My Satisfaction | 0.00% 0 | 0.00% 0 | 0.00% 0 | 16.67% 1 | 16.67% 1 | 66.67% 4 | 6 | 5.50 |
| Importance to me | 0.00% 0 | 0.00% 0 | 0.00% 0 | 16.67% 1 | 16.67% 1 | 66.67% 4 | 6 | 5.50 |

Q10 Classes are offered at convenient times for my schedule

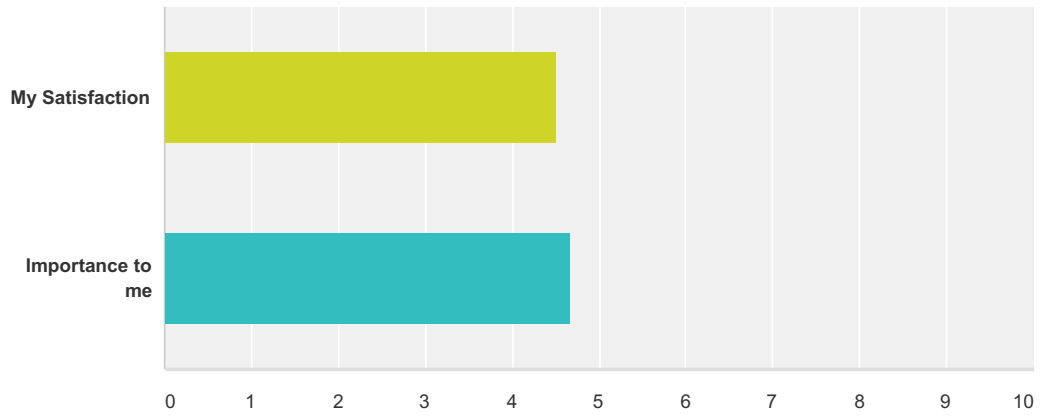
Answered: 6 Skipped: 1



| | Very Low | (no label) | (no label) | (no label) | (no label) | Very High | Total | Weighted Average |
|------------------|-------------|------------|-------------|-------------|-------------|-------------|-------|------------------|
| My Satisfaction | 16.67% 1 | 0.00% 0 | 16.67% 1 | 16.67% 1 | 33.33% 2 | 16.67% 1 | 6 | 4.00 |
| Importance to me | 0.00% 0 | 0.00% 0 | 16.67% 1 | 0.00% 0 | 16.67% 1 | 66.67% 4 | 6 | 5.33 |

Q11 Online courses provide a quality learning experience

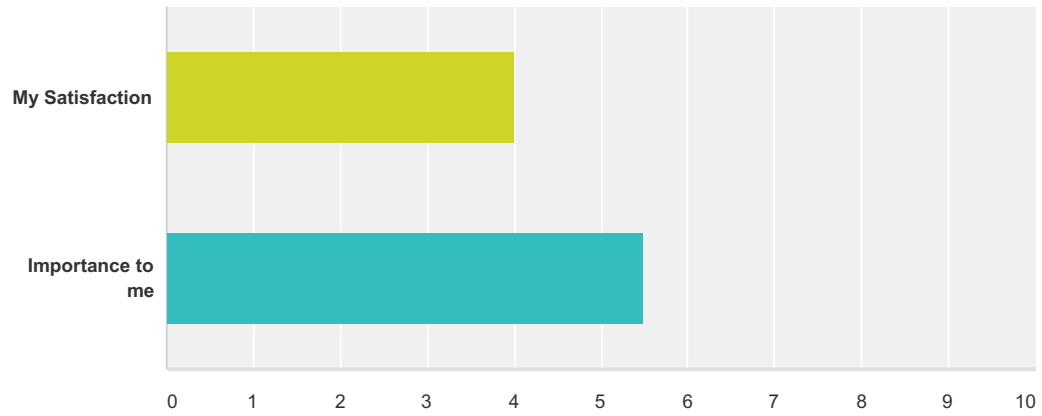
Answered: 6 Skipped: 1



| | Very Low | (no label) | (no label) | (no label) | (no label) | Very High | N/A | Total | Weighted Average |
|------------------|-------------|------------|------------|-------------|-------------|-------------|------------|-------|------------------|
| My Satisfaction | 16.67% 1 | 0.00% 0 | 0.00% 0 | 16.67% 1 | 33.33% 2 | 33.33% 2 | 0.00% 0 | 6 | 4.50 |
| Importance to me | 16.67% 1 | 0.00% 0 | 0.00% 0 | 16.67% 1 | 16.67% 1 | 50.00% 3 | 0.00% 0 | 6 | 4.67 |

Q12 Instructors demonstrate expert knowledge and depth of insight

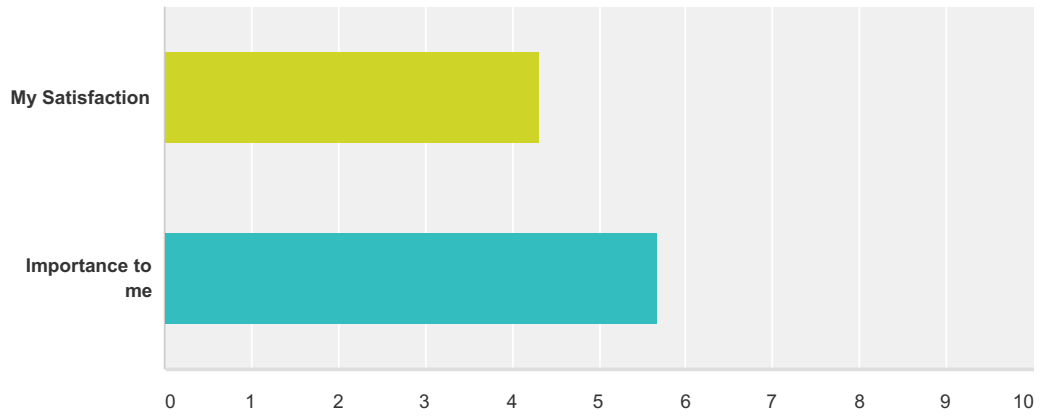
Answered: 7 Skipped: 0



| | Very Low | (no label) | (no label) | (no label) | (no label) | Very High | Total | Weighted Average |
|------------------|-------------|------------|------------|-------------|-------------|-------------|-------|------------------|
| My Satisfaction | 28.57% 2 | 0.00% 0 | 0.00% 0 | 14.29% 1 | 28.57% 2 | 28.57% 2 | 7 | 4.00 |
| Importance to me | 0.00% 0 | 0.00% 0 | 0.00% 0 | 16.67% 1 | 16.67% 1 | 66.67% 4 | 6 | 5.50 |

Q13 Instructors exemplify a deep faith commitment

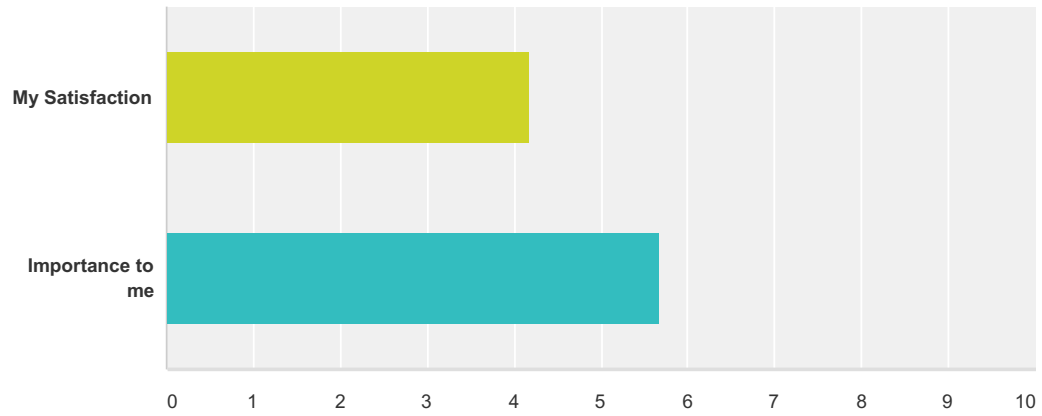
Answered: 6 Skipped: 1



| | Very Low | (no label) | (no label) | (no label) | (no label) | Very High | Total | Weighted Average |
|------------------|-------------|------------|------------|-------------|-------------|-------------|-------|------------------|
| My Satisfaction | 16.67% 1 | 0.00% 0 | 0.00% 0 | 33.33% 2 | 16.67% 1 | 33.33% 2 | 6 | 4.33 |
| Importance to me | 0.00% 0 | 0.00% 0 | 0.00% 0 | 16.67% 1 | 0.00% 0 | 83.33% 5 | 6 | 5.67 |

Q14 Instructors exemplify professionalism in the classroom

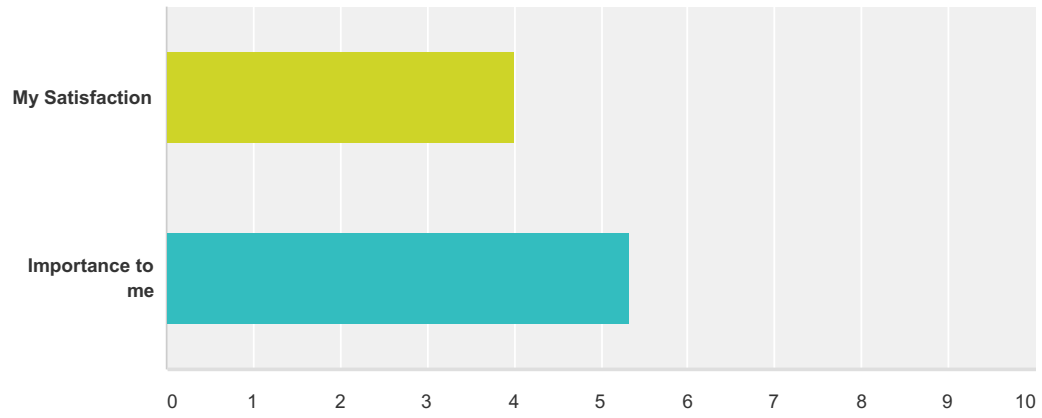
Answered: 6 Skipped: 1



| | Very Low | (no label) | (no label) | (no label) | (no label) | Very High | Total | Weighted Average |
|------------------|-------------|------------|-------------|-------------|-------------|-------------|-------|------------------|
| My Satisfaction | 16.67% 1 | 0.00% 0 | 16.67% 1 | 16.67% 1 | 16.67% 1 | 33.33% 2 | 6 | 4.17 |
| Importance to me | 0.00% 0 | 0.00% 0 | 0.00% 0 | 16.67% 1 | 0.00% 0 | 83.33% 5 | 6 | 5.67 |

Q15 Instructors are respectful of the views of others

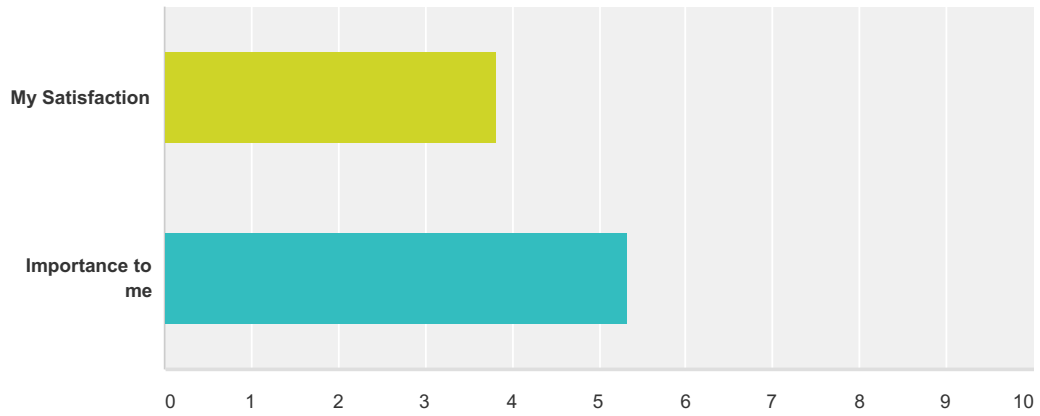
Answered: 6 Skipped: 1



| | Very Low | (no label) | (no label) | (no label) | (no label) | Very High | Total | Weighted Average |
|------------------|-------------|------------|-------------|-------------|-------------|-------------|-------|------------------|
| My Satisfaction | 16.67% 1 | 0.00% 0 | 16.67% 1 | 16.67% 1 | 33.33% 2 | 16.67% 1 | 6 | 4.00 |
| Importance to me | 0.00% 0 | 0.00% 0 | 16.67% 1 | 0.00% 0 | 16.67% 1 | 66.67% 4 | 6 | 5.33 |

Q16 Instructors provide timely and valuable feedback on assignments

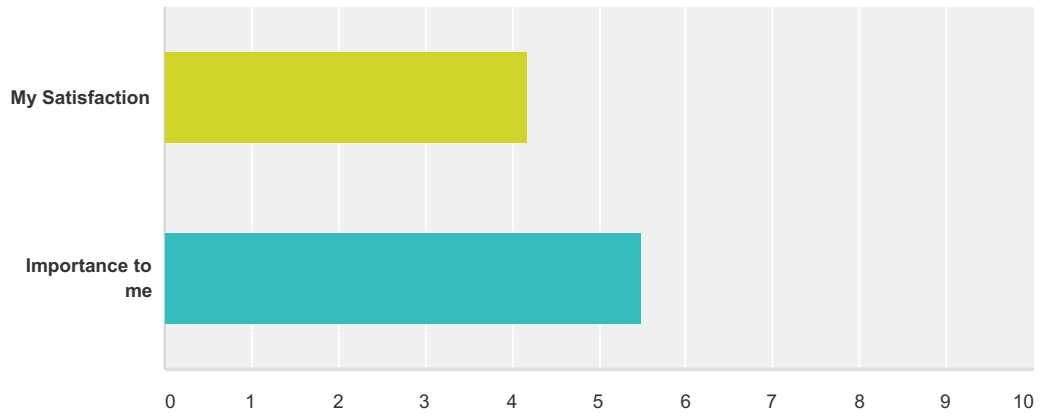
Answered: 6 Skipped: 1



| | Very Low | (no label) | (no label) | (no label) | (no label) | Very High | Total | Weighted Average |
|------------------|-------------|------------|-------------|------------|-------------|-------------|-------|------------------|
| My Satisfaction | 16.67% 1 | 0.00% 0 | 33.33% 2 | 0.00% 0 | 33.33% 2 | 16.67% 1 | 6 | 3.83 |
| Importance to me | 0.00% 0 | 0.00% 0 | 16.67% 1 | 0.00% 0 | 16.67% 1 | 66.67% 4 | 6 | 5.33 |

Q17 Instructors utilize multiple teaching methods and technologies effectively

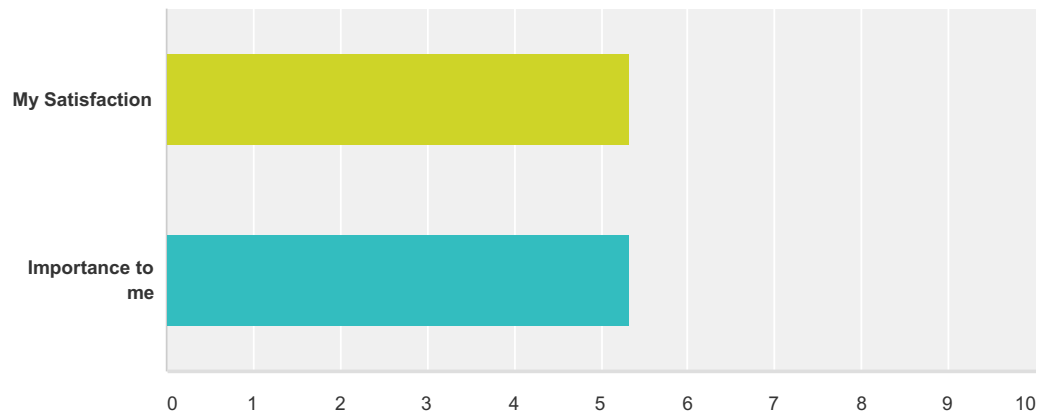
Answered: 6 Skipped: 1



| | Very Low | (no label) | (no label) | (no label) | (no label) | Very High | Total | Weighted Average |
|------------------|-------------|------------|------------|-------------|-------------|-------------|-------|------------------|
| My Satisfaction | 16.67% 1 | 0.00% 0 | 0.00% 0 | 33.33% 2 | 33.33% 2 | 16.67% 1 | 6 | 4.17 |
| Importance to me | 0.00% 0 | 0.00% 0 | 0.00% 0 | 16.67% 1 | 16.67% 1 | 66.67% 4 | 6 | 5.50 |

Q18 Assignments are personally challenging and encourage critical thinking

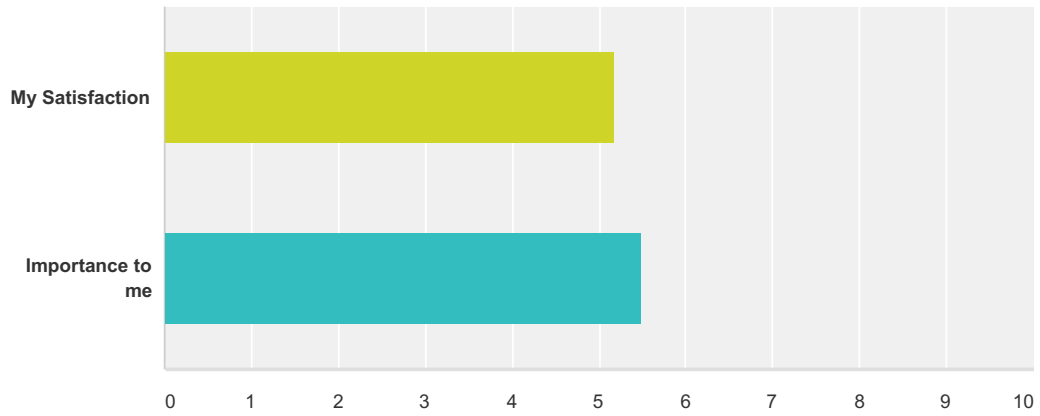
Answered: 6 Skipped: 1



| | Very Low | (no label) | (no label) | (no label) | (no label) | Very High | Total | Weighted Average |
|------------------|------------|------------|------------|-------------|-------------|-------------|-------|------------------|
| My Satisfaction | 0.00% 0 | 0.00% 0 | 0.00% 0 | 16.67% 1 | 33.33% 2 | 50.00% 3 | 6 | 5.33 |
| Importance to me | 0.00% 0 | 0.00% 0 | 0.00% 0 | 16.67% 1 | 33.33% 2 | 50.00% 3 | 6 | 5.33 |

Q19 Coursework and lectures provide multiple perspectives

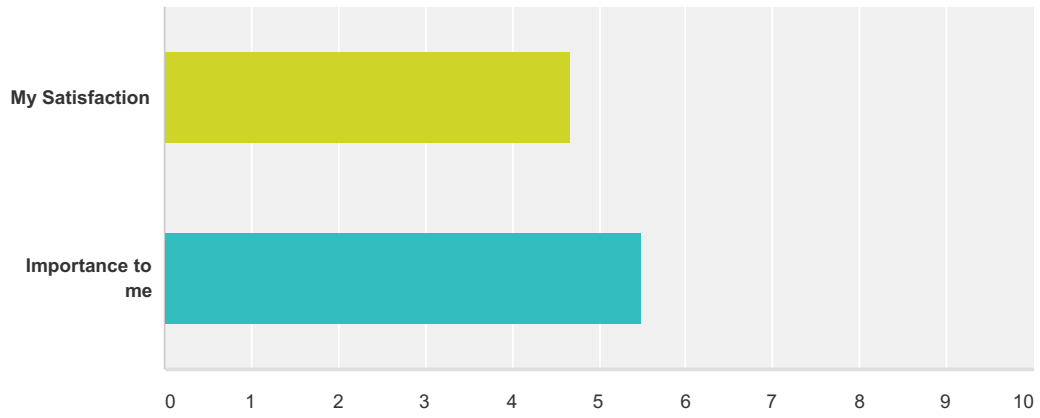
Answered: 6 Skipped: 1



| | Very Low | (no label) | (no label) | (no label) | (no label) | Very High | Total | Weighted Average |
|------------------|------------|------------|------------|-------------|-------------|-------------|-------|------------------|
| My Satisfaction | 0.00% 0 | 0.00% 0 | 0.00% 0 | 16.67% 1 | 50.00% 3 | 33.33% 2 | 6 | 5.17 |
| Importance to me | 0.00% 0 | 0.00% 0 | 0.00% 0 | 16.67% 1 | 16.67% 1 | 66.67% 4 | 6 | 5.50 |

Q20 I am learning valuable principles that apply to my chosen field

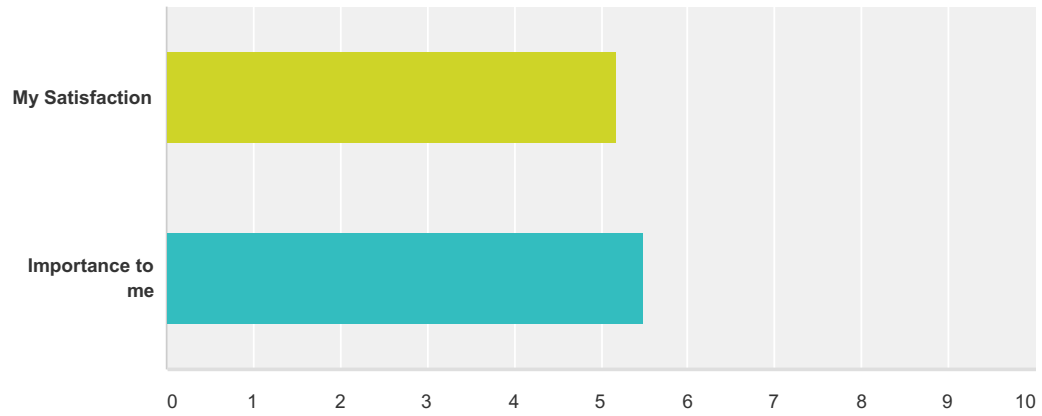
Answered: 6 Skipped: 1



| | Very Low | (no label) | (no label) | (no label) | (no label) | Very High | Total | Weighted Average |
|------------------|-------------|------------|------------|-------------|-------------|-------------|-------|------------------|
| My Satisfaction | 16.67% 1 | 0.00% 0 | 0.00% 0 | 16.67% 1 | 16.67% 1 | 50.00% 3 | 6 | 4.67 |
| Importance to me | 0.00% 0 | 0.00% 0 | 0.00% 0 | 16.67% 1 | 16.67% 1 | 66.67% 4 | 6 | 5.50 |

Q21 My educational experiences are relevant to my current ministry

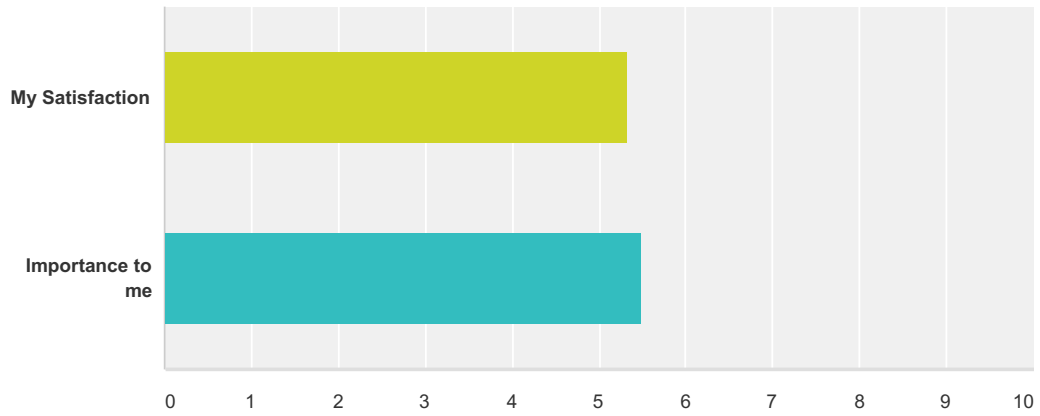
Answered: 6 Skipped: 1



| | Very Low | (no label) | (no label) | (no label) | (no label) | Very High | Total | Weighted Average |
|------------------|------------|------------|------------|-------------|-------------|-------------|-------|------------------|
| My Satisfaction | 0.00% 0 | 0.00% 0 | 0.00% 0 | 33.33% 2 | 16.67% 1 | 50.00% 3 | 6 | 5.17 |
| Importance to me | 0.00% 0 | 0.00% 0 | 0.00% 0 | 16.67% 1 | 16.67% 1 | 66.67% 4 | 6 | 5.50 |

Q22 The education that I am receiving is a valuable investment of my time

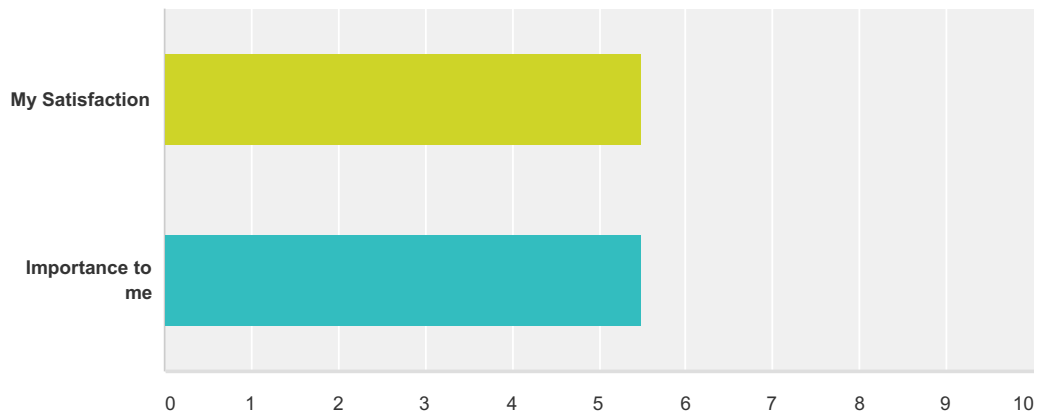
Answered: 6 Skipped: 1



| | Very Low | (no label) | (no label) | (no label) | (no label) | Very High | Total | Weighted Average |
|------------------|------------|------------|------------|-------------|-------------|-------------|-------|------------------|
| My Satisfaction | 0.00% 0 | 0.00% 0 | 0.00% 0 | 16.67% 1 | 33.33% 2 | 50.00% 3 | 6 | 5.33 |
| Importance to me | 0.00% 0 | 0.00% 0 | 0.00% 0 | 16.67% 1 | 16.67% 1 | 66.67% 4 | 6 | 5.50 |

Q23 I am developing a deeper spiritual life and faith commitment

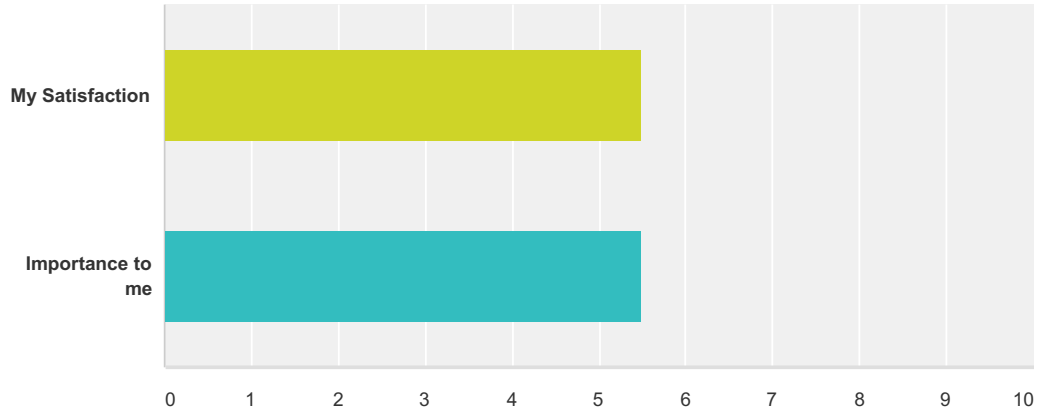
Answered: 6 Skipped: 1



| | Very Low | (no label) | (no label) | (no label) | (no label) | Very High | Total | Weighted Average |
|------------------|------------|------------|------------|-------------|-------------|-------------|-------|------------------|
| My Satisfaction | 0.00% 0 | 0.00% 0 | 0.00% 0 | 16.67% 1 | 16.67% 1 | 66.67% 4 | 6 | 5.50 |
| Importance to me | 0.00% 0 | 0.00% 0 | 0.00% 0 | 16.67% 1 | 16.67% 1 | 66.67% 4 | 6 | 5.50 |

Q24 My educational experience has deepened my appreciation for diverse perspectives

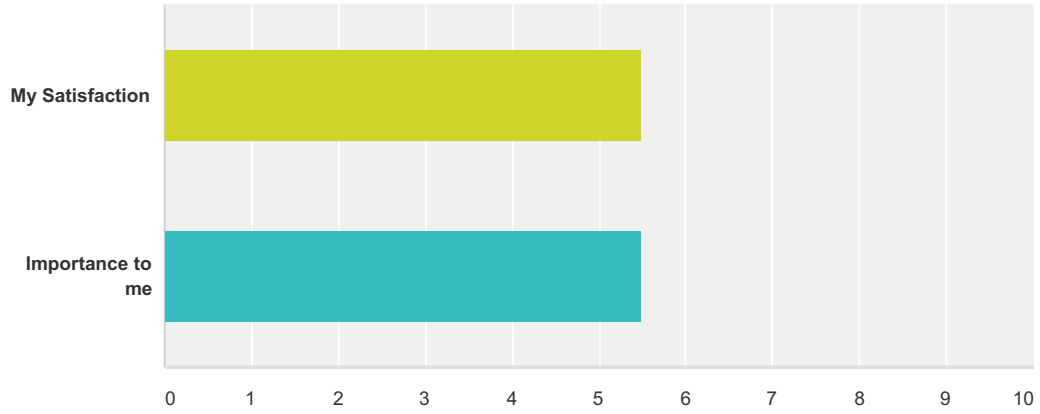
Answered: 6 Skipped: 1



| | Very Low | (no label) | (no label) | (no label) | (no label) | Very High | Total | Weighted Average |
|------------------|------------|------------|------------|-------------|-------------|-------------|-------|------------------|
| My Satisfaction | 0.00% 0 | 0.00% 0 | 0.00% 0 | 16.67% 1 | 16.67% 1 | 66.67% 4 | 6 | 5.50 |
| Importance to me | 0.00% 0 | 0.00% 0 | 0.00% 0 | 16.67% 1 | 16.67% 1 | 66.67% 4 | 6 | 5.50 |

Q25 My degree program provides an integration of theory, theology, and application

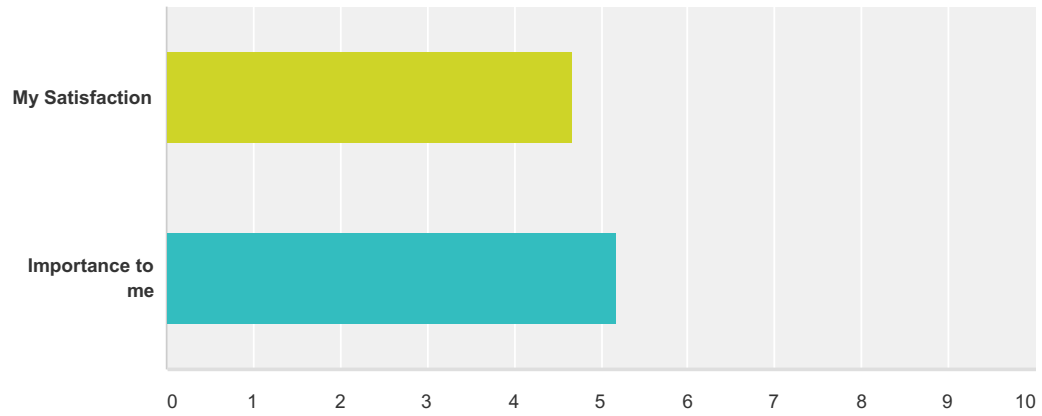
Answered: 6 Skipped: 1



| | Very Low | (no label) | (no label) | (no label) | (no label) | Very High | Total | Weighted Average |
|------------------|------------|------------|------------|-------------|-------------|-------------|-------|------------------|
| My Satisfaction | 0.00% 0 | 0.00% 0 | 0.00% 0 | 16.67% 1 | 16.67% 1 | 66.67% 4 | 6 | 5.50 |
| Importance to me | 0.00% 0 | 0.00% 0 | 0.00% 0 | 16.67% 1 | 16.67% 1 | 66.67% 4 | 6 | 5.50 |

Q26 The faculty are sensitive to the competing demands on my time

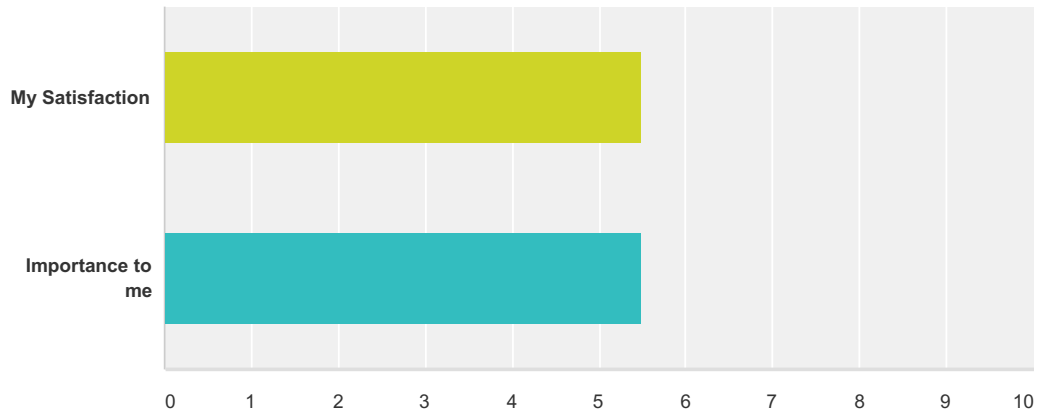
Answered: 6 Skipped: 1



| | Very Low | (no label) | (no label) | (no label) | (no label) | Very High | Total | Weighted Average |
|------------------|------------|------------|-------------|-------------|-------------|-------------|-------|------------------|
| My Satisfaction | 0.00% 0 | 0.00% 0 | 16.67% 1 | 33.33% 2 | 16.67% 1 | 33.33% 2 | 6 | 4.67 |
| Importance to me | 0.00% 0 | 0.00% 0 | 16.67% 1 | 16.67% 1 | 0.00% 0 | 66.67% 4 | 6 | 5.17 |

Q27 The financial cost of my education is a good investment

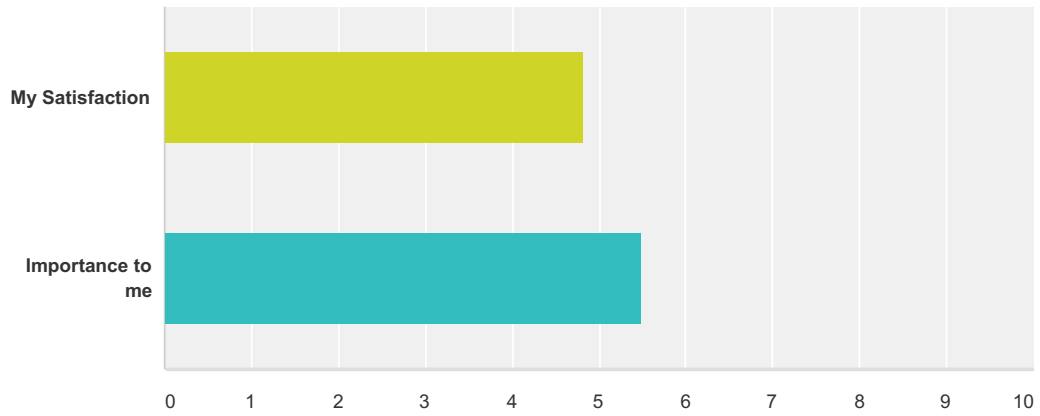
Answered: 6 Skipped: 1



| | Very Low | (no label) | (no label) | (no label) | (no label) | Very High | Total | Weighted Average |
|------------------|------------|------------|------------|-------------|-------------|-------------|-------|------------------|
| My Satisfaction | 0.00% 0 | 0.00% 0 | 0.00% 0 | 16.67% 1 | 16.67% 1 | 66.67% 4 | 6 | 5.50 |
| Importance to me | 0.00% 0 | 0.00% 0 | 0.00% 0 | 16.67% 1 | 16.67% 1 | 66.67% 4 | 6 | 5.50 |

Q28 I have developed valuable relationships with instructors

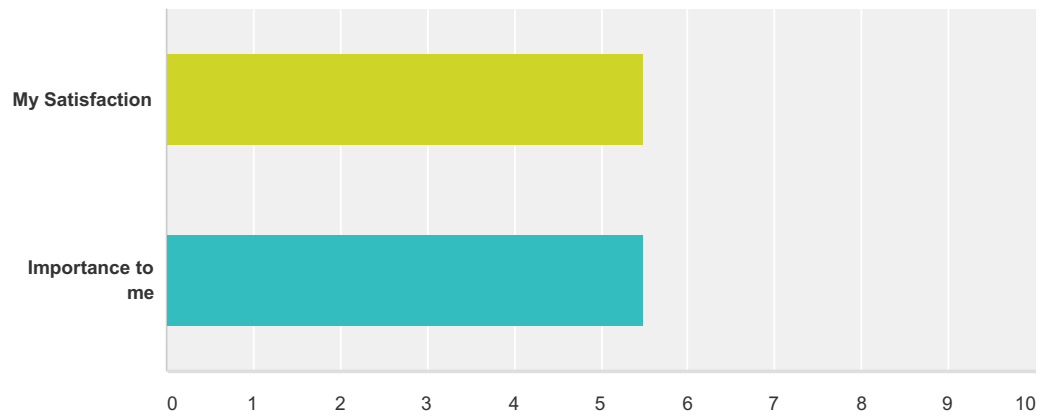
Answered: 6 Skipped: 1



| | Very Low | (no label) | (no label) | (no label) | (no label) | Very High | Total | Weighted Average |
|------------------|------------|------------|------------|-------------|-------------|-------------|-------|------------------|
| My Satisfaction | 0.00% 0 | 0.00% 0 | 0.00% 0 | 33.33% 2 | 50.00% 3 | 16.67% 1 | 6 | 4.83 |
| Importance to me | 0.00% 0 | 0.00% 0 | 0.00% 0 | 16.67% 1 | 16.67% 1 | 66.67% 4 | 6 | 5.50 |

Q29 I have developed valuable relationships with other students

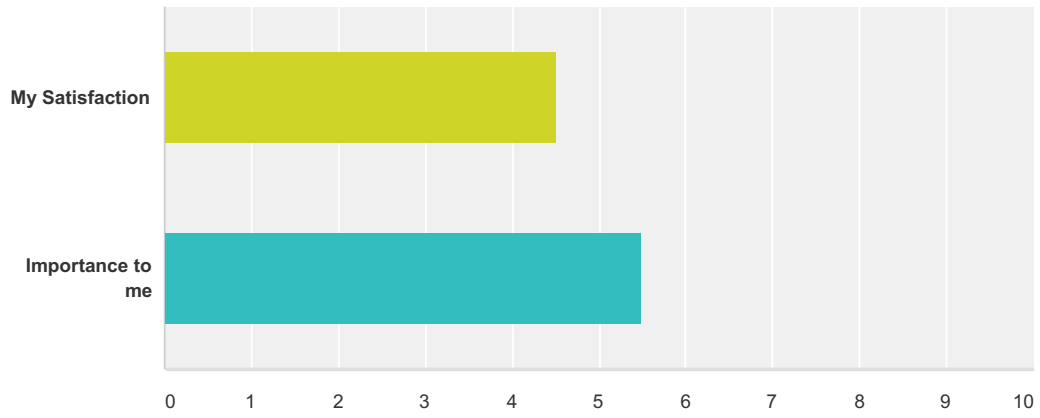
Answered: 6 Skipped: 1



| | Very Low | (no label) | (no label) | (no label) | (no label) | Very High | Total | Weighted Average |
|------------------|------------|------------|------------|-------------|-------------|-------------|-------|------------------|
| My Satisfaction | 0.00% 0 | 0.00% 0 | 0.00% 0 | 16.67% 1 | 16.67% 1 | 66.67% 4 | 6 | 5.50 |
| Importance to me | 0.00% 0 | 0.00% 0 | 0.00% 0 | 16.67% 1 | 16.67% 1 | 66.67% 4 | 6 | 5.50 |

Q30 There is an appreciation of diversity within the campus culture

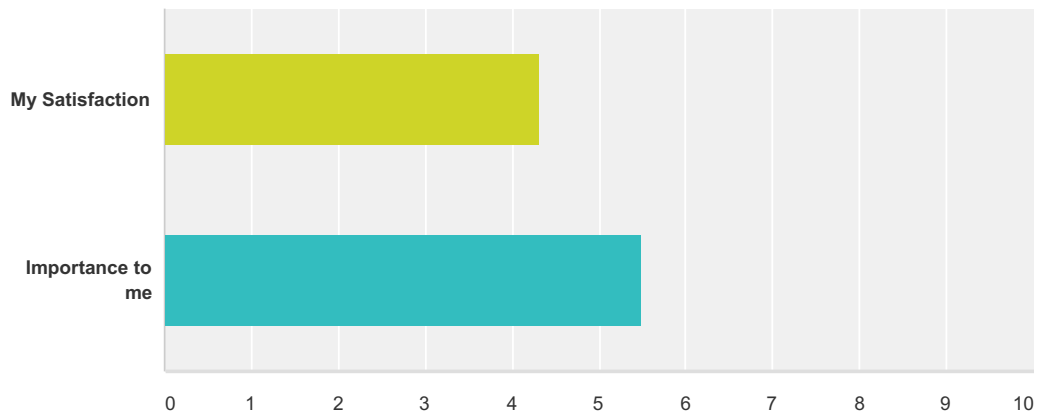
Answered: 6 Skipped: 1



| | Very Low | (no label) | (no label) | (no label) | (no label) | Very High | Total | Weighted Average |
|------------------|-------------|------------|------------|-------------|-------------|-------------|-------|------------------|
| My Satisfaction | 16.67% 1 | 0.00% 0 | 0.00% 0 | 16.67% 1 | 33.33% 2 | 33.33% 2 | 6 | 4.50 |
| Importance to me | 0.00% 0 | 0.00% 0 | 0.00% 0 | 16.67% 1 | 16.67% 1 | 66.67% 4 | 6 | 5.50 |

Q31 There is a welcoming sense of community on campus

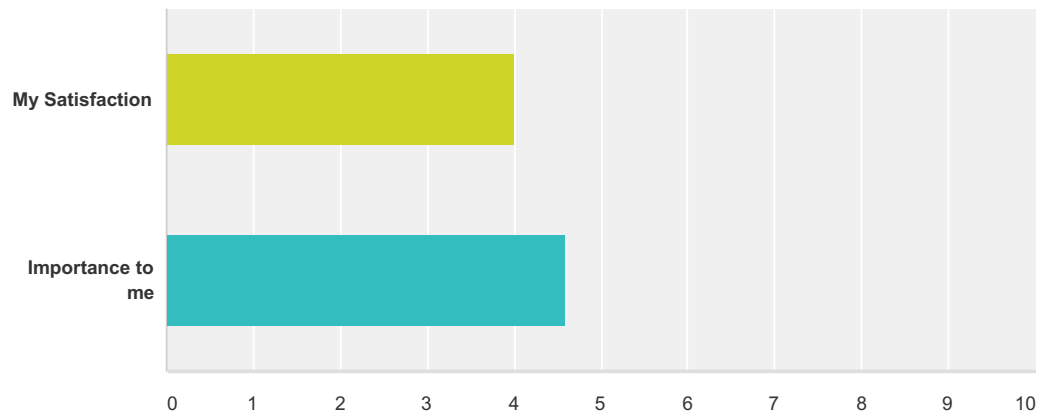
Answered: 6 Skipped: 1



| | Very Low | (no label) | (no label) | (no label) | (no label) | Very High | Total | Weighted Average |
|------------------|-------------|------------|------------|-------------|-------------|-------------|-------|------------------|
| My Satisfaction | 16.67% 1 | 0.00% 0 | 0.00% 0 | 33.33% 2 | 16.67% 1 | 33.33% 2 | 6 | 4.33 |
| Importance to me | 0.00% 0 | 0.00% 0 | 0.00% 0 | 16.67% 1 | 16.67% 1 | 66.67% 4 | 6 | 5.50 |

Q32 The internship/field study programs are well organized and administrated

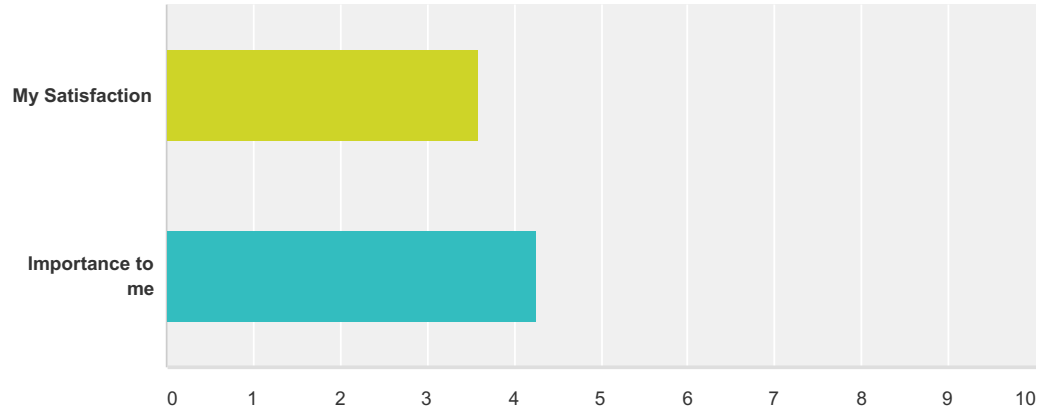
Answered: 6 Skipped: 1



| | Very Low | (no label) | (no label) | (no label) | (no label) | Very High | N/A | Total | Weighted Average |
|------------------|-------------|-------------|-------------|------------|------------|-------------|-------------|-------|------------------|
| My Satisfaction | 20.00% 1 | 0.00% 0 | 20.00% 1 | 0.00% 0 | 0.00% 0 | 40.00% 2 | 20.00% 1 | 5 | 4.00 |
| Importance to me | 0.00% 0 | 16.67% 1 | 16.67% 1 | 0.00% 0 | 0.00% 0 | 50.00% 3 | 16.67% 1 | 6 | 4.60 |

Q33 The internship/field study programs provide valuable learning and growth experiences

Answered: 6 Skipped: 1



| | Very Low | (no label) | (no label) | (no label) | (no label) | Very High | N/A | Total | Weighted Average |
|------------------|-------------|-------------|-------------|------------|------------|-------------|-------------|-------|------------------|
| My Satisfaction | 16.67% 1 | 16.67% 1 | 16.67% 1 | 0.00% 0 | 0.00% 0 | 33.33% 2 | 16.67% 1 | 6 | 3.60 |
| Importance to me | 0.00% 0 | 20.00% 1 | 20.00% 1 | 0.00% 0 | 0.00% 0 | 40.00% 2 | 20.00% 1 | 5 | 4.25 |

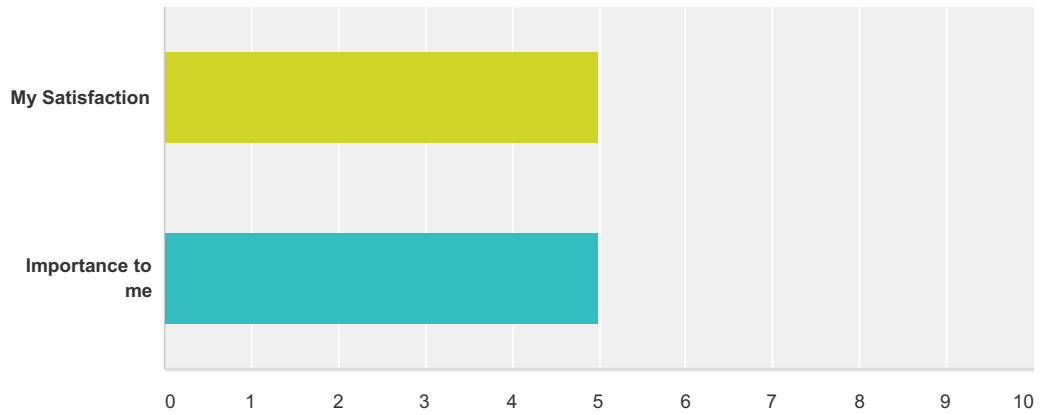
Q34 If you are presently participating in the internship/field study programs, please let us know how we can improve your experience.

Answered: 1 Skipped: 6

| # | Responses | Date |
|---|--|--------------------|
| 1 | You can improve my experience by offering classes on campus instead of just on line. | 12/5/2016 12:10 AM |

Q35 Adequate campus security is provided

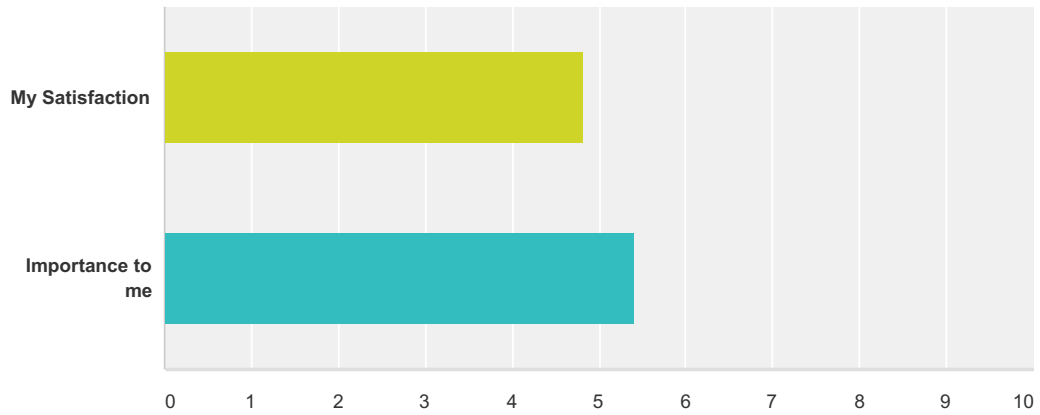
Answered: 6 Skipped: 1



| | Very Low | (no label) | (no label) | (no label) | (no label) | Very High | N/A | Total | Weighted Average |
|------------------|------------|------------|-------------|-------------|-------------|-------------|------------|-------|------------------|
| My Satisfaction | 0.00% 0 | 0.00% 0 | 0.00% 0 | 40.00% 2 | 20.00% 1 | 40.00% 2 | 0.00% 0 | 5 | 5.00 |
| Importance to me | 0.00% 0 | 0.00% 0 | 16.67% 1 | 16.67% 1 | 16.67% 1 | 50.00% 3 | 0.00% 0 | 6 | 5.00 |

Q36 Campus facilities are well maintained

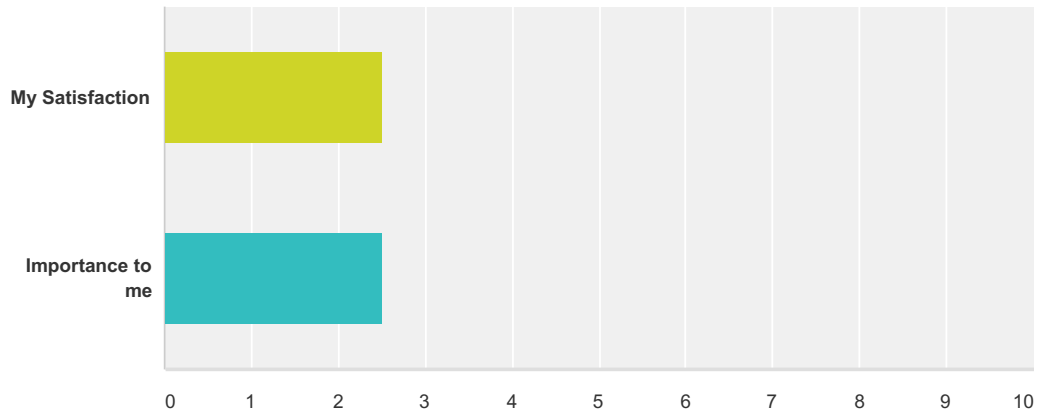
Answered: 6 Skipped: 1



| | Very Low | (no label) | (no label) | (no label) | (no label) | Very High | N/A | Total | Weighted Average |
|------------------|------------|------------|------------|-------------|-------------|-------------|------------|-------|------------------|
| My Satisfaction | 0.00% 0 | 0.00% 0 | 0.00% 0 | 33.33% 2 | 50.00% 3 | 16.67% 1 | 0.00% 0 | 6 | 4.83 |
| Importance to me | 0.00% 0 | 0.00% 0 | 0.00% 0 | 20.00% 1 | 20.00% 1 | 60.00% 3 | 0.00% 0 | 5 | 5.40 |

Q37 Veterans services provide helpful assistance

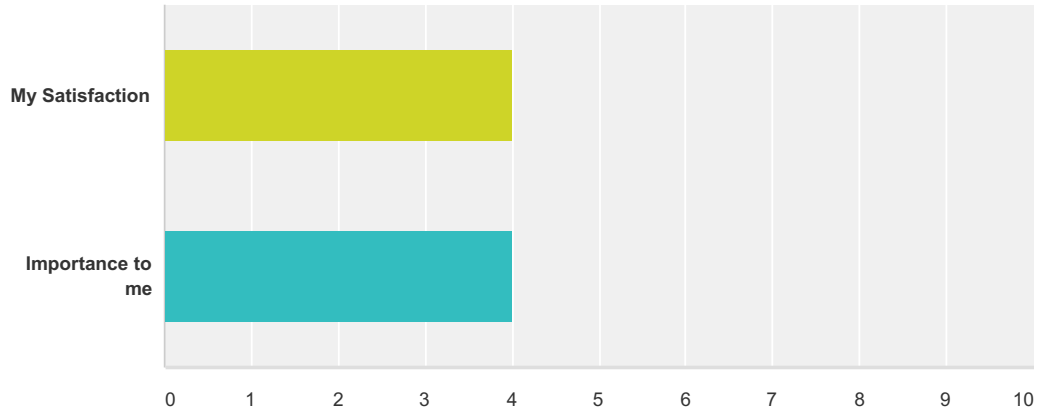
Answered: 6 Skipped: 1



| | Very Low | (no label) | (no label) | (no label) | (no label) | Very High | N/A | Total | Weighted Average |
|------------------|------------|-------------|-------------|------------|------------|------------|-------------|-------|------------------|
| My Satisfaction | 0.00% 0 | 16.67% 1 | 16.67% 1 | 0.00% 0 | 0.00% 0 | 0.00% 0 | 66.67% 4 | 6 | 2.50 |
| Importance to me | 0.00% 0 | 16.67% 1 | 16.67% 1 | 0.00% 0 | 0.00% 0 | 0.00% 0 | 66.67% 4 | 6 | 2.50 |

Q38 Study areas are adequate for my needs

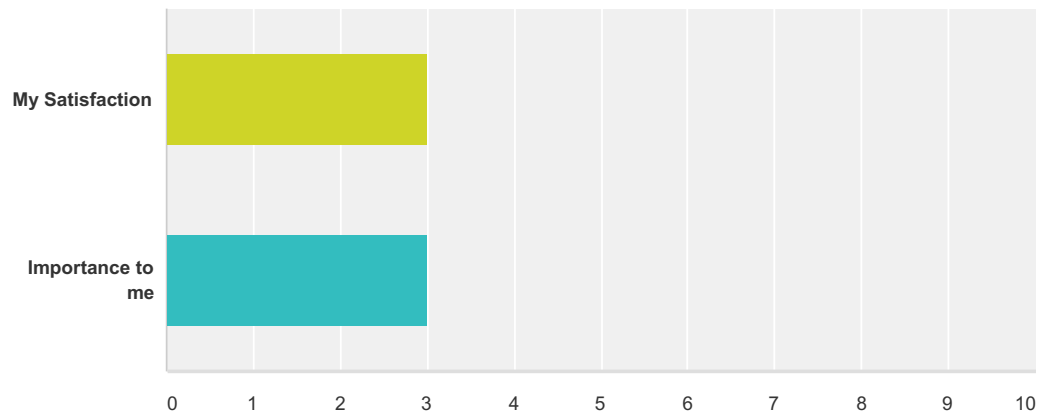
Answered: 6 Skipped: 1



| | Very Low | (no label) | (no label) | (no label) | (no label) | Very High | N/A | Total | Weighted Average |
|------------------|------------|------------|-------------|-------------|------------|-------------|-------------|-------|------------------|
| My Satisfaction | 0.00% 0 | 0.00% 0 | 33.33% 2 | 16.67% 1 | 0.00% 0 | 16.67% 1 | 33.33% 2 | 6 | 4.00 |
| Importance to me | 0.00% 0 | 0.00% 0 | 33.33% 2 | 0.00% 0 | 0.00% 0 | 16.67% 1 | 50.00% 3 | 6 | 4.00 |

Q39 Computer labs and computing services are readily available

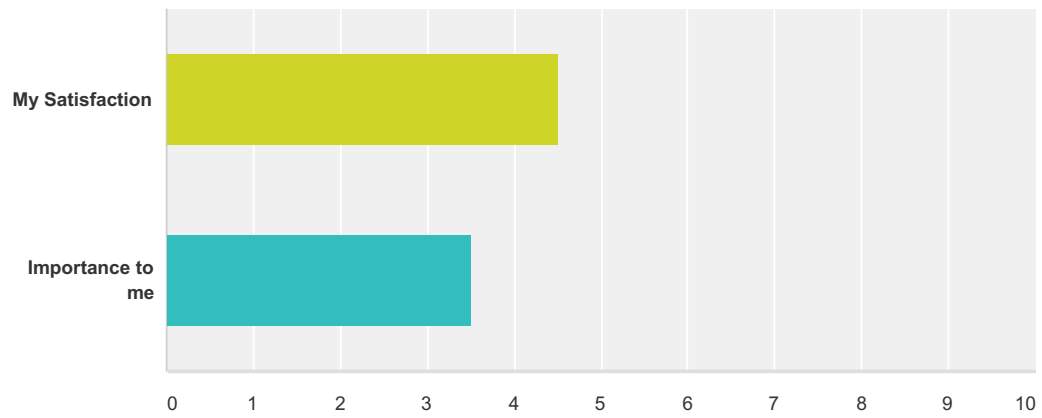
Answered: 6 Skipped: 1



| | Very Low | (no label) | (no label) | (no label) | (no label) | Very High | N/A | Total | Weighted Average |
|------------------|------------|------------|-------------|------------|------------|------------|-------------|-------|------------------|
| My Satisfaction | 0.00% 0 | 0.00% 0 | 33.33% 2 | 0.00% 0 | 0.00% 0 | 0.00% 0 | 66.67% 4 | 6 | 3.00 |
| Importance to me | 0.00% 0 | 0.00% 0 | 33.33% 2 | 0.00% 0 | 0.00% 0 | 0.00% 0 | 66.67% 4 | 6 | 3.00 |

Q40 Food/Snack services are adequate for my needs

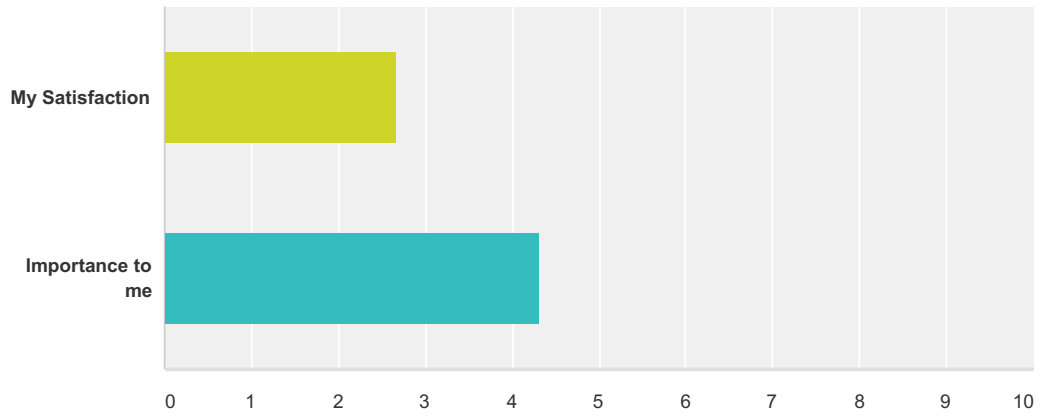
Answered: 6 Skipped: 1



| | Very Low | (no label) | (no label) | (no label) | (no label) | Very High | N/A | Total | Weighted Average |
|------------------|-------------|------------|-------------|-------------|-------------|-------------|-------------|-------|------------------|
| My Satisfaction | 0.00% 0 | 0.00% 0 | 16.67% 1 | 16.67% 1 | 16.67% 1 | 16.67% 1 | 33.33% 2 | 6 | 4.50 |
| Importance to me | 16.67% 1 | 0.00% 0 | 16.67% 1 | 0.00% 0 | 33.33% 2 | 0.00% 0 | 33.33% 2 | 6 | 3.50 |

Q41 Career counseling and placement services provide helpful assistance

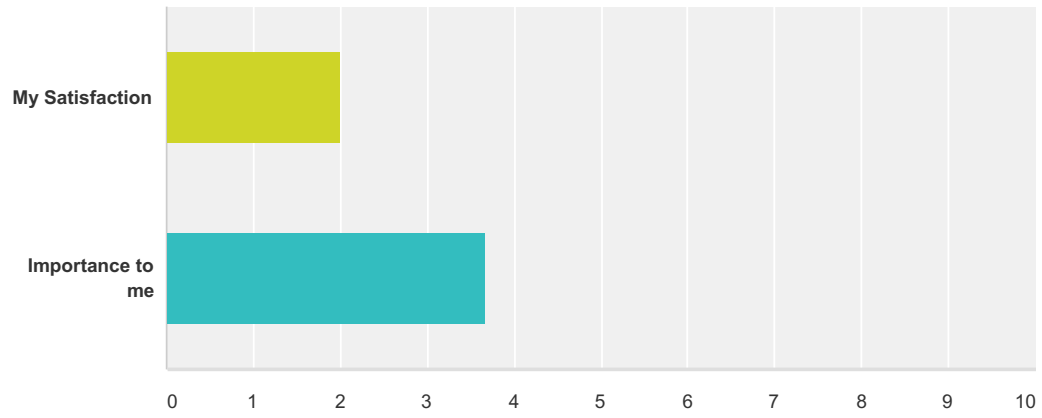
Answered: 6 Skipped: 1



| | Very Low | (no label) | (no label) | (no label) | (no label) | Very High | N/A | Total | Weighted Average |
|------------------|-------------|------------|-------------|-------------|------------|-------------|-------------|-------|------------------|
| My Satisfaction | 16.67% 1 | 0.00% 0 | 16.67% 1 | 16.67% 1 | 0.00% 0 | 0.00% 0 | 50.00% 3 | 6 | 2.67 |
| Importance to me | 0.00% 0 | 0.00% 0 | 16.67% 1 | 16.67% 1 | 0.00% 0 | 16.67% 1 | 50.00% 3 | 6 | 4.33 |

Q42 Health and wellness services are readily available

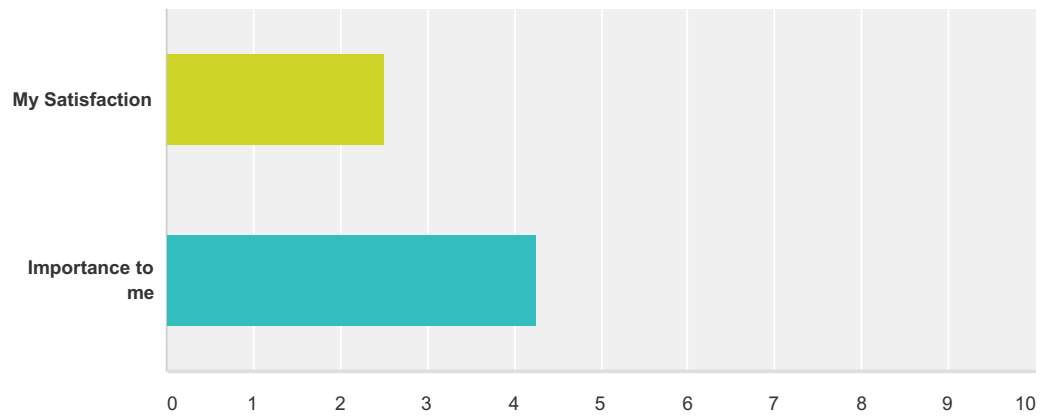
Answered: 6 Skipped: 1



| | Very Low | (no label) | (no label) | (no label) | (no label) | Very High | N/A | Total | Weighted Average |
|------------------|-------------|-------------|-------------|------------|------------|-------------|-------------|-------|------------------|
| My Satisfaction | 16.67% 1 | 16.67% 1 | 16.67% 1 | 0.00% 0 | 0.00% 0 | 0.00% 0 | 50.00% 3 | 6 | 2.00 |
| Importance to me | 0.00% 0 | 16.67% 1 | 16.67% 1 | 0.00% 0 | 0.00% 0 | 16.67% 1 | 50.00% 3 | 6 | 3.67 |

Q43 Student events and activities are effectively communicated

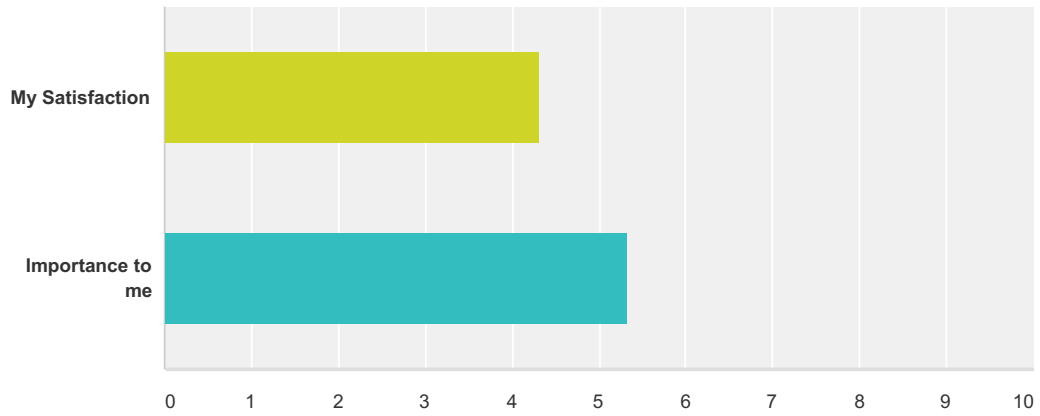
Answered: 6 Skipped: 1



| | Very Low | (no label) | (no label) | (no label) | (no label) | Very High | N/A | Total | Weighted Average |
|------------------|-------------|-------------|-------------|-------------|------------|-------------|-------------|-------|------------------|
| My Satisfaction | 16.67% 1 | 16.67% 1 | 16.67% 1 | 16.67% 1 | 0.00% 0 | 0.00% 0 | 33.33% 2 | 6 | 2.50 |
| Importance to me | 0.00% 0 | 16.67% 1 | 16.67% 1 | 0.00% 0 | 0.00% 0 | 33.33% 2 | 33.33% 2 | 6 | 4.25 |

Q44 Opportunities are provided for spiritual development and ministry development

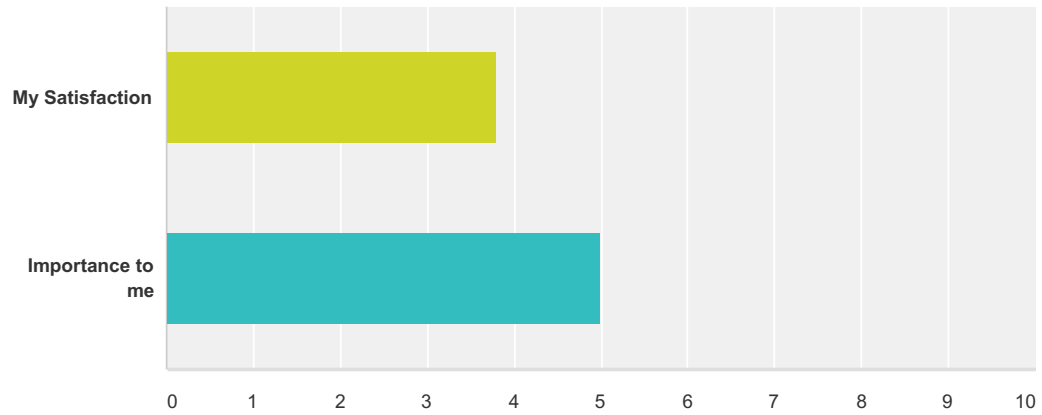
Answered: 6 Skipped: 1



| | Very Low | (no label) | (no label) | (no label) | (no label) | Very High | N/A | Total | Weighted Average |
|------------------|-------------|------------|------------|-------------|-------------|-------------|------------|-------|------------------|
| My Satisfaction | 16.67% 1 | 0.00% 0 | 0.00% 0 | 33.33% 2 | 16.67% 1 | 33.33% 2 | 0.00% 0 | 6 | 4.33 |
| Importance to me | 0.00% 0 | 0.00% 0 | 0.00% 0 | 33.33% 2 | 0.00% 0 | 66.67% 4 | 0.00% 0 | 6 | 5.33 |

Q45 Personal counseling is readily available

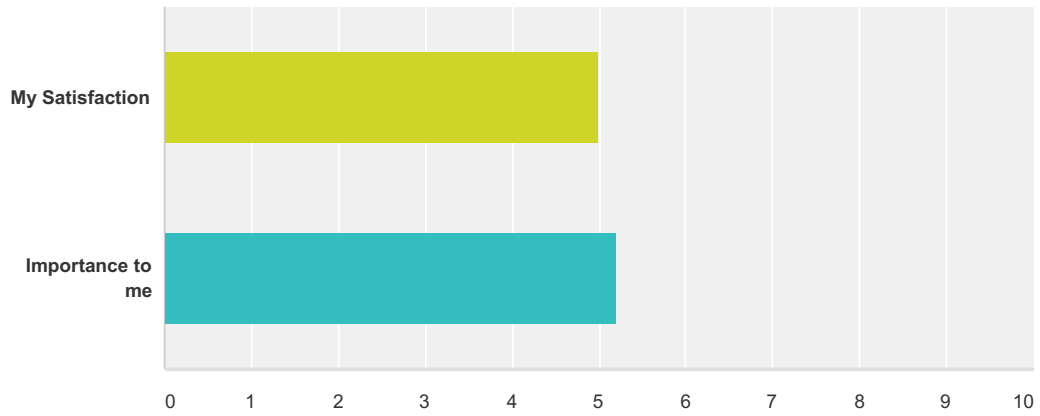
Answered: 6 Skipped: 1



| | Very Low | (no label) | (no label) | (no label) | (no label) | Very High | N/A | Total | Weighted Average |
|------------------|-------------|------------|-------------|-------------|-------------|-------------|-------------|-------|------------------|
| My Satisfaction | 16.67% 1 | 0.00% 0 | 16.67% 1 | 16.67% 1 | 16.67% 1 | 16.67% 1 | 16.67% 1 | 6 | 3.80 |
| Importance to me | 0.00% 0 | 0.00% 0 | 16.67% 1 | 16.67% 1 | 0.00% 0 | 50.00% 3 | 16.67% 1 | 6 | 5.00 |

Q46 Student billing and account services provide helpful assistance

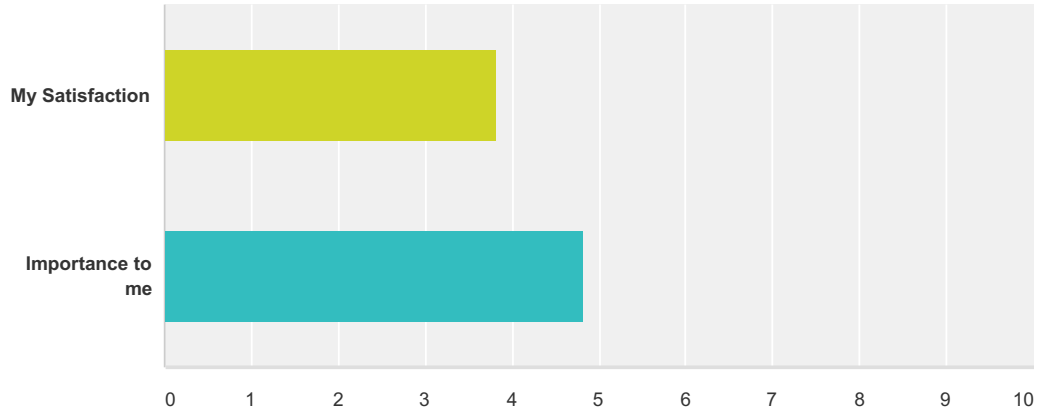
Answered: 6 Skipped: 1



| | Very Low | (no label) | (no label) | (no label) | (no label) | Very High | N/A | Total | Weighted Average |
|------------------|------------|------------|------------|-------------|-------------|-------------|-------------|-------|------------------|
| My Satisfaction | 0.00% 0 | 0.00% 0 | 0.00% 0 | 33.33% 2 | 16.67% 1 | 33.33% 2 | 16.67% 1 | 6 | 5.00 |
| Importance to me | 0.00% 0 | 0.00% 0 | 0.00% 0 | 33.33% 2 | 0.00% 0 | 50.00% 3 | 16.67% 1 | 6 | 5.20 |

Q47 Clear channels are in place to communicate student complaints and concerns

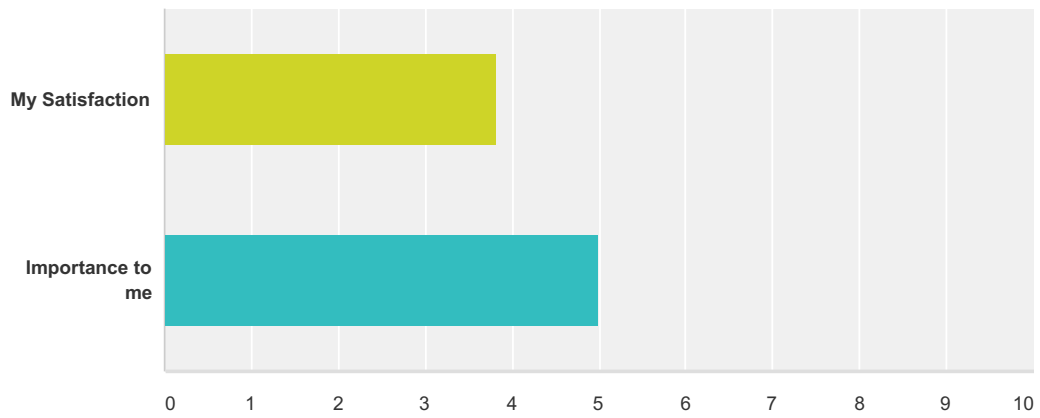
Answered: 6 Skipped: 1



| | Very Low | (no label) | (no label) | (no label) | (no label) | Very High | N/A | Total | Weighted Average |
|------------------|-------------|-------------|-------------|------------|-------------|-------------|------------|-------|------------------|
| My Satisfaction | 16.67% 1 | 16.67% 1 | 16.67% 1 | 0.00% 0 | 16.67% 1 | 33.33% 2 | 0.00% 0 | 6 | 3.83 |
| Importance to me | 0.00% 0 | 16.67% 1 | 16.67% 1 | 0.00% 0 | 0.00% 0 | 66.67% 4 | 0.00% 0 | 6 | 4.83 |

Q48 Adequate student support is available to help me succeed in my degree program

Answered: 6 Skipped: 1



| | Very Low | (no label) | (no label) | (no label) | (no label) | Very High | N/A | Total | Weighted Average |
|------------------|-------------|-------------|------------|-------------|------------|-------------|------------|-------|------------------|
| My Satisfaction | 16.67% 1 | 16.67% 1 | 0.00% 0 | 33.33% 2 | 0.00% 0 | 33.33% 2 | 0.00% 0 | 6 | 3.83 |
| Importance to me | 0.00% 0 | 16.67% 1 | 0.00% 0 | 16.67% 1 | 0.00% 0 | 66.67% 4 | 0.00% 0 | 6 | 5.00 |

Q49 What suggestions could you make to improve administrative and student support functions?

Answered: 4 Skipped: 3

| # | Responses | Date |
|---|---|---------------------|
| 1 | We need a one on one with our advisors to let us know what is going on? | 12/15/2016 10:05 PM |
| 2 | Follow up with student requests in a timely manner and instructors need to close courses at the end of each class so that the grades will account to the overall grade point average. | 12/6/2016 4:13 AM |
| 3 | The response time back could be better. | 4/19/2016 8:57 AM |
| 4 | To Properly give grades out each semester | 4/19/2016 8:57 AM |

Q50 What suggestions could you make to improve the academic programs?

Answered: 4 Skipped: 3

| # | Responses | Date |
|---|--|--------------------|
| 1 | Create a more interactive portal for the online classes. Possibly 1 or 2 video classes from the instructor to provide a more personal touch. | 12/6/2016 4:13 AM |
| 2 | I believe it would help the academic program to have more classes on campus. Some people prefer going into the classroom opposed to doing classes on line. | 12/5/2016 12:16 AM |
| 3 | I am satisfied with the curriculum. | 4/19/2016 8:57 AM |
| 4 | More one on one counselling | 4/19/2016 8:57 AM |

Q51 What suggestions could you make to improve the development of personal or spiritual growth through your educational experiences?

Answered: 2 Skipped: 5

| # | Responses | Date |
|---|---------------------------|-------------------|
| 1 | none. great in that area. | 12/6/2016 4:13 AM |
| 2 | Mission trips | 4/19/2016 8:57 AM |

Q52 What suggestions could you make to improve a sense of community and connectedness in your educational experiences?

Answered: 2 Skipped: 5

| # | Responses | Date |
|---|--|--------------------|
| 1 | More student involved and even community based events. | 12/16/2016 2:06 AM |
| 2 | Outreach in community | 4/19/2016 8:57 AM |

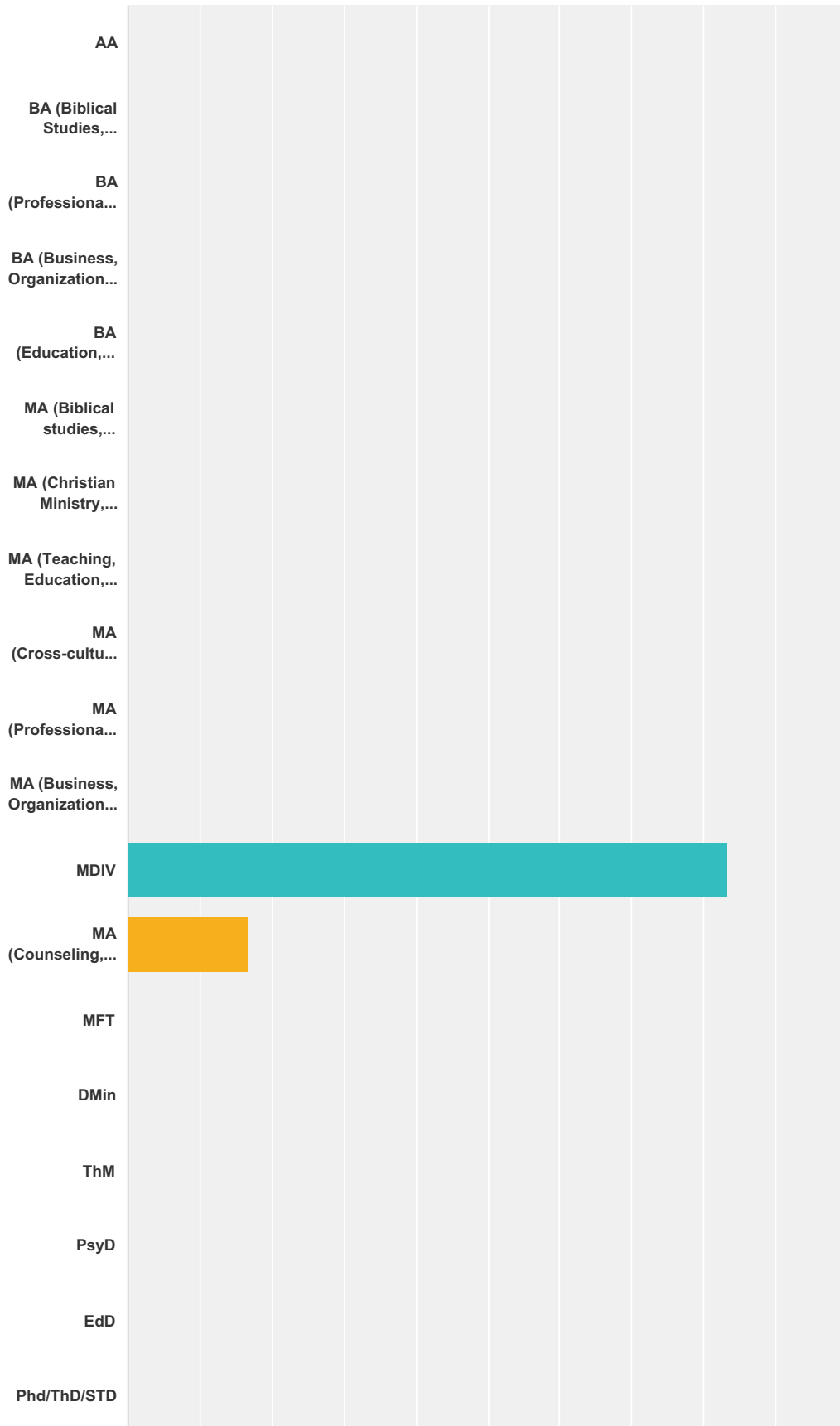
Q53 Student ID Number (This is optional)

Answered: 1 Skipped: 6

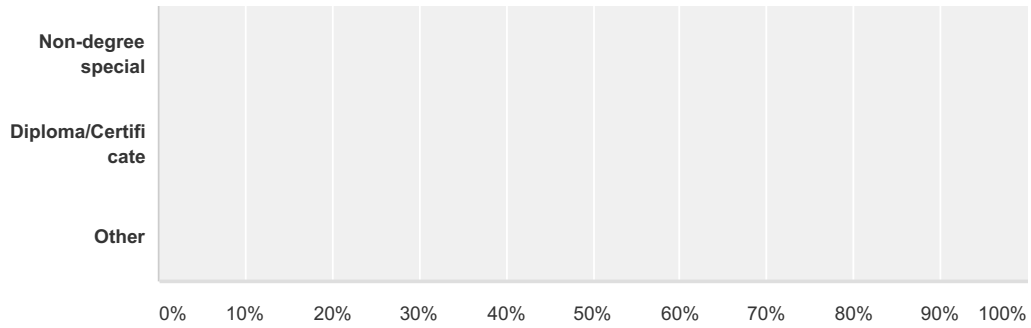
| # | Responses | Date |
|---|------------|-------------------|
| 1 | 2014000023 | 4/19/2016 9:00 AM |

Q54 Degree Program

Answered: 6 Skipped: 1



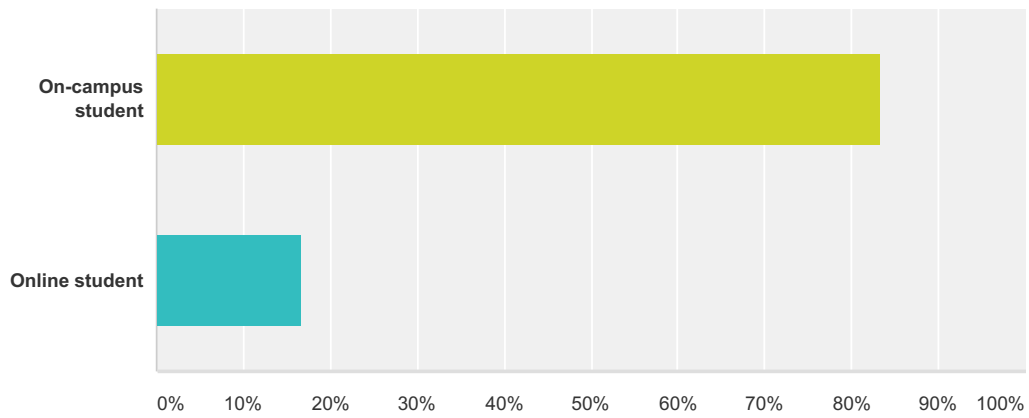
2016 Student Experience Inventory



| Answer Choices | Responses |
|---|-----------|
| AA | 0.00% 0 |
| BA (Biblical Studies, Christian Ministry, etc.) | 0.00% 0 |
| BA (Professional, Vocational, etc.) | 0.00% 0 |
| BA (Business, Organizational Leadership, etc.) | 0.00% 0 |
| BA (Education, Liberal Arts, Human Development, etc.) | 0.00% 0 |
| MA (Biblical studies, Theology, etc.) | 0.00% 0 |
| MA (Christian Ministry, Practical Ministry, etc.) | 0.00% 0 |
| MA (Teaching, Education, etc.) | 0.00% 0 |
| MA (Cross-cultural, Missions, etc.) | 0.00% 0 |
| MA (Professional, Vocational, etc.) | 0.00% 0 |
| MA (Business, Organizational Leadership, etc.) | 0.00% 0 |
| MDIV | 83.33% 5 |
| MA (Counseling, Behavioral Science, etc.) | 16.67% 1 |
| MFT | 0.00% 0 |
| DMin | 0.00% 0 |
| ThM | 0.00% 0 |
| PsyD | 0.00% 0 |
| EdD | 0.00% 0 |
| Phd/ThD/STD | 0.00% 0 |
| Non-degree special | 0.00% 0 |
| Diploma/Certificate | 0.00% 0 |
| Other | 0.00% 0 |
| Total | 6 |

Q55 Are you primarily an on-campus or online student?

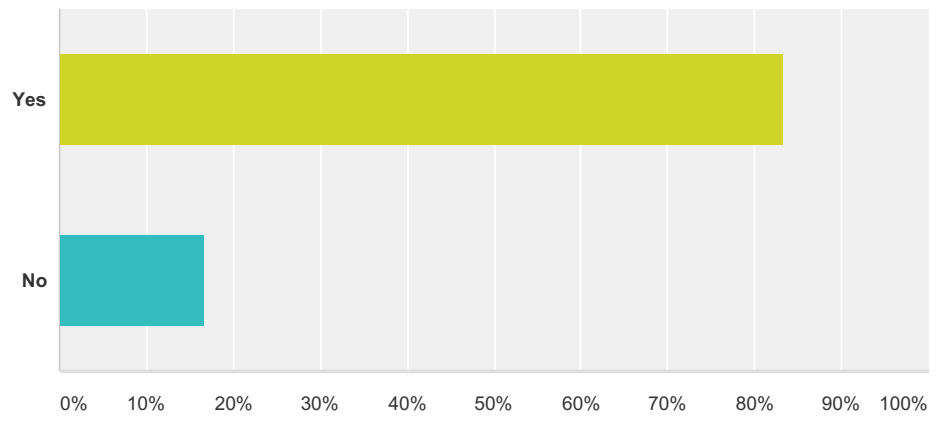
Answered: 6 Skipped: 1



| Answer Choices | Responses | |
|-------------------|-----------|----------|
| On-campus student | 83.33% | 5 |
| Online student | 16.67% | 1 |
| Total | | 6 |

Q56 Do you have a clear professional goal in mind for your education?

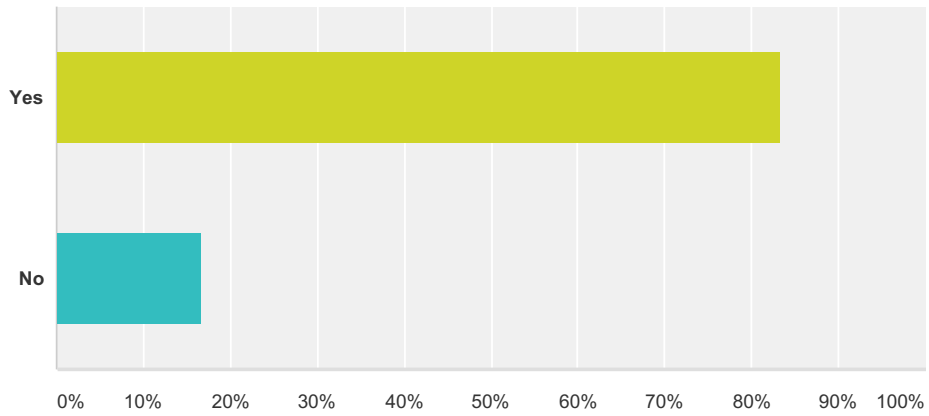
Answered: 6 Skipped: 1



| Answer Choices | Responses | |
|----------------|-----------|----------|
| Yes | 83.33% | 5 |
| No | 16.67% | 1 |
| Total | | 6 |

Q57 Do you have strong off-campus relational support for your education?

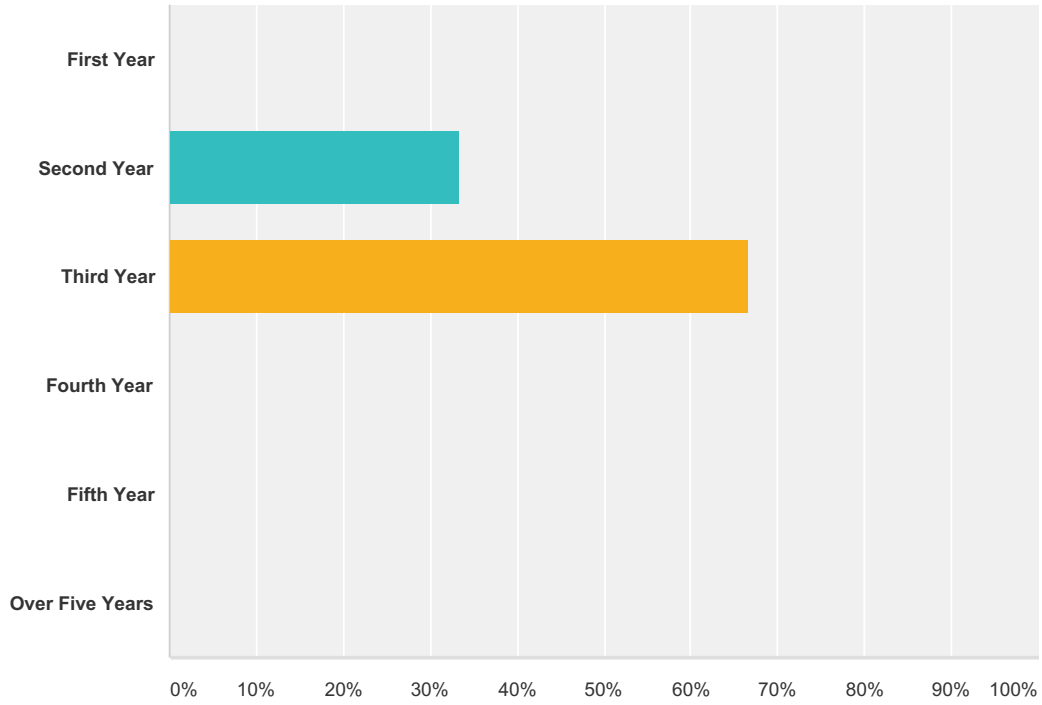
Answered: 6 Skipped: 1



| Answer Choices | Responses |
|----------------|-----------|
| Yes | 83.33% 5 |
| No | 16.67% 1 |
| Total | 6 |

Q58 Year of Enrollment

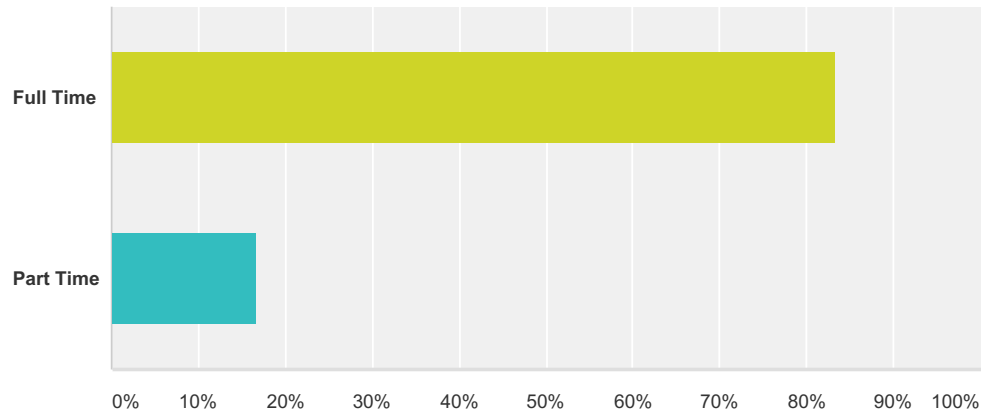
Answered: 6 Skipped: 1



| Answer Choices | Responses | |
|-----------------|-----------|----------|
| First Year | 0.00% | 0 |
| Second Year | 33.33% | 2 |
| Third Year | 66.67% | 4 |
| Fourth Year | 0.00% | 0 |
| Fifth Year | 0.00% | 0 |
| Over Five Years | 0.00% | 0 |
| Total | | 6 |

Q59 Present Course Load

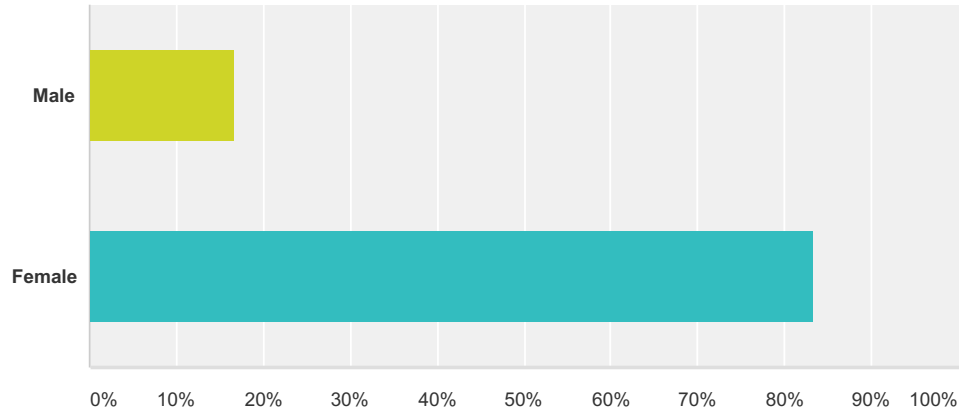
Answered: 6 Skipped: 1



| Answer Choices | Responses |
|----------------|-----------|
| Full Time | 83.33% 5 |
| Part Time | 16.67% 1 |
| Total | 6 |

Q60 Gender

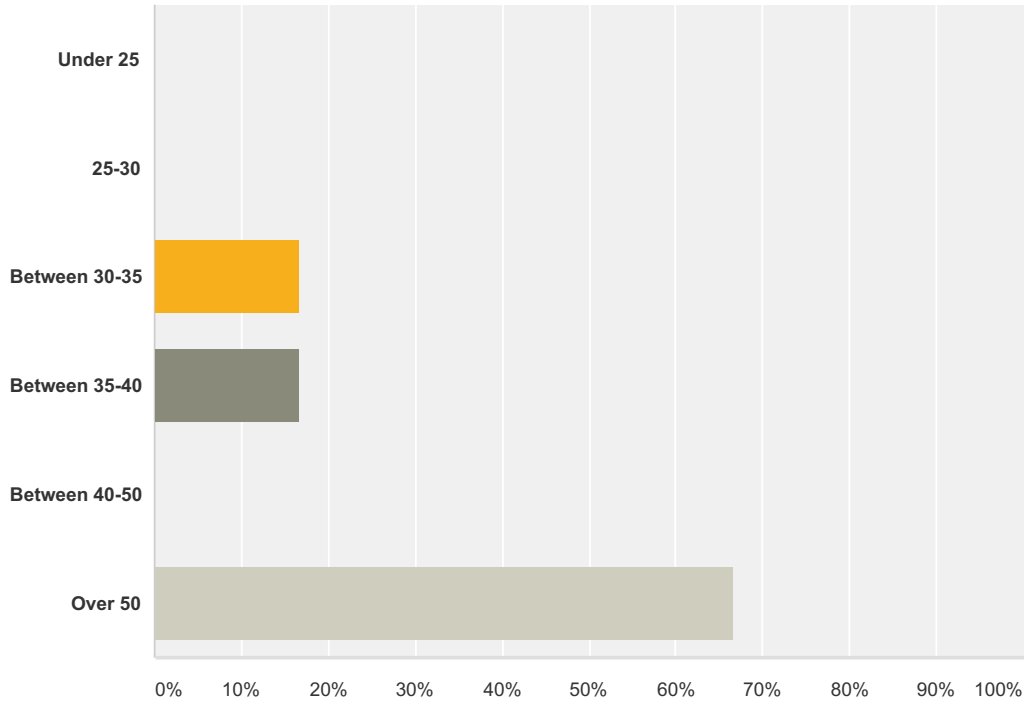
Answered: 6 Skipped: 1



| Answer Choices | Responses |
|----------------|-----------|
| Male | 16.67% 1 |
| Female | 83.33% 5 |
| Total | 6 |

Q61 Age

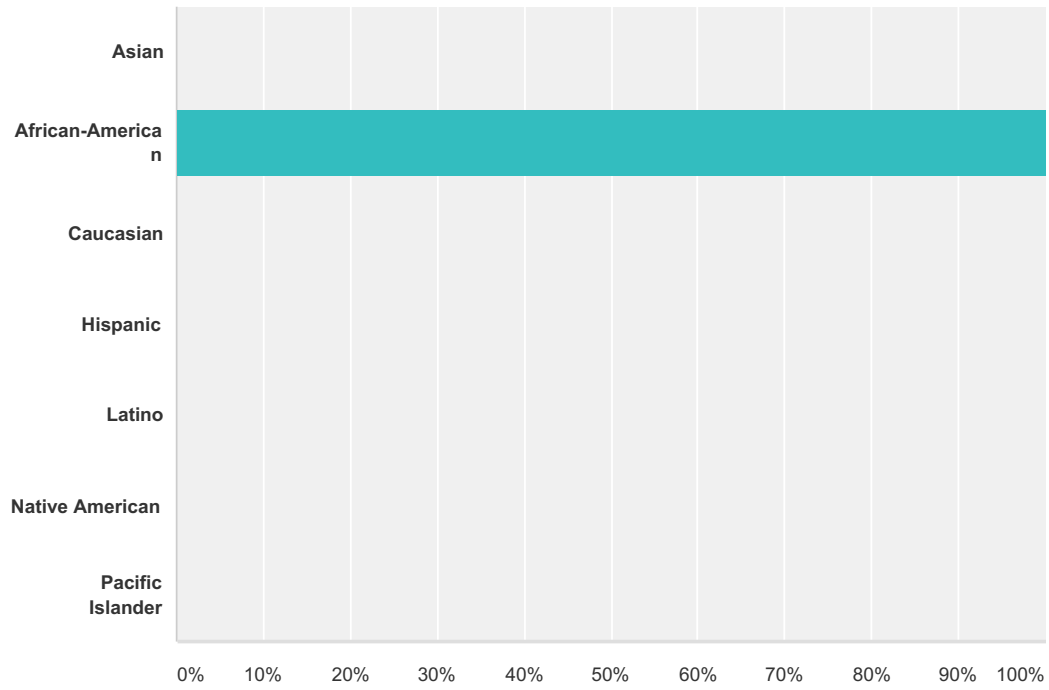
Answered: 6 Skipped: 1



| Answer Choices | Responses |
|----------------|-----------|
| Under 25 | 0.00% 0 |
| 25-30 | 0.00% 0 |
| Between 30-35 | 16.67% 1 |
| Between 35-40 | 16.67% 1 |
| Between 40-50 | 0.00% 0 |
| Over 50 | 66.67% 4 |
| Total | 6 |

Q62 Ethnicity

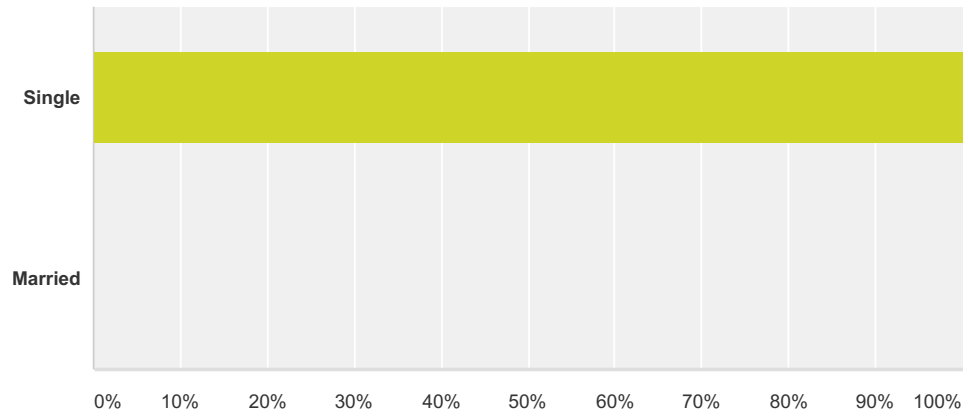
Answered: 6 Skipped: 1



| Answer Choices | Responses |
|------------------|-----------|
| Asian | 0.00% 0 |
| African-American | 100.00% 6 |
| Caucasian | 0.00% 0 |
| Hispanic | 0.00% 0 |
| Latino | 0.00% 0 |
| Native American | 0.00% 0 |
| Pacific Islander | 0.00% 0 |
| Total | 6 |

Q63 Marital Status

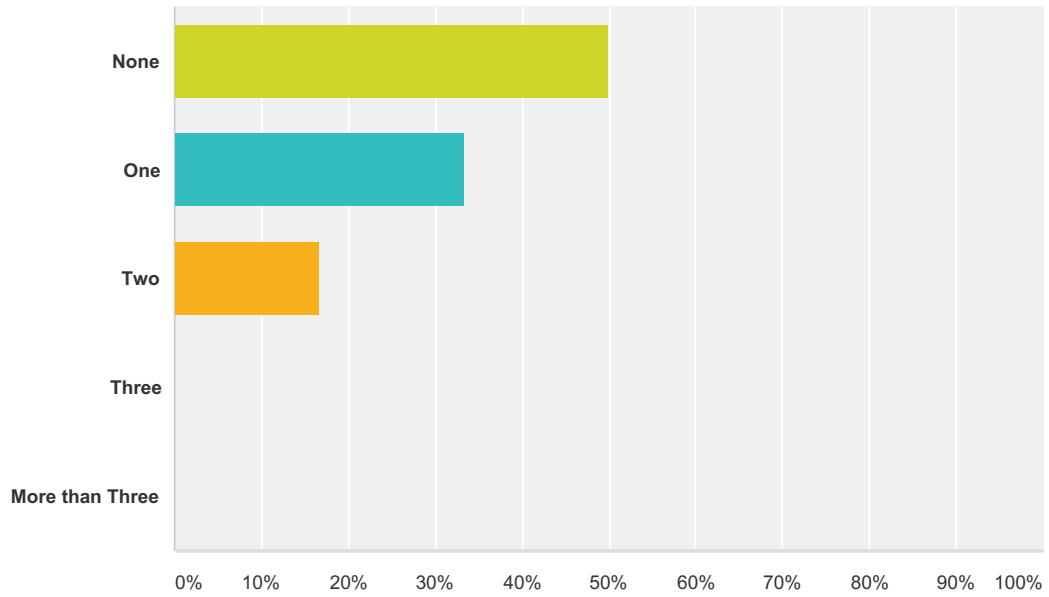
Answered: 6 Skipped: 1



| Answer Choices | Responses |
|----------------|-----------|
| Single | 100.00% 6 |
| Married | 0.00% 0 |
| Total | 6 |

Q64 Number of Dependents

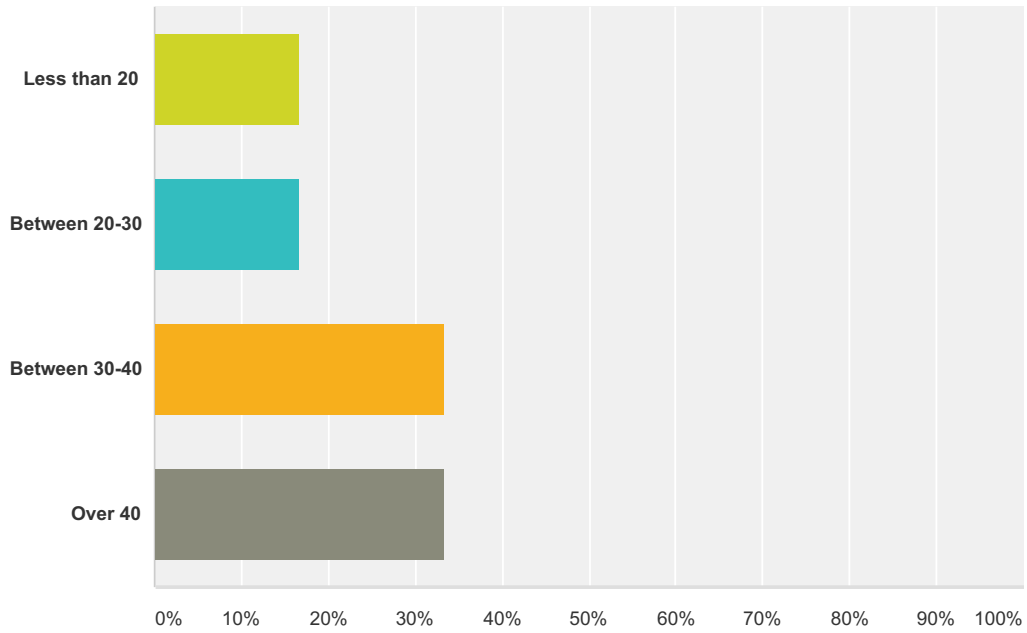
Answered: 6 Skipped: 1



| Answer Choices | Responses | |
|-----------------|-----------|----------|
| None | 50.00% | 3 |
| One | 33.33% | 2 |
| Two | 16.67% | 1 |
| Three | 0.00% | 0 |
| More than Three | 0.00% | 0 |
| Total | | 6 |

Q65 Hours of Paid Work per week

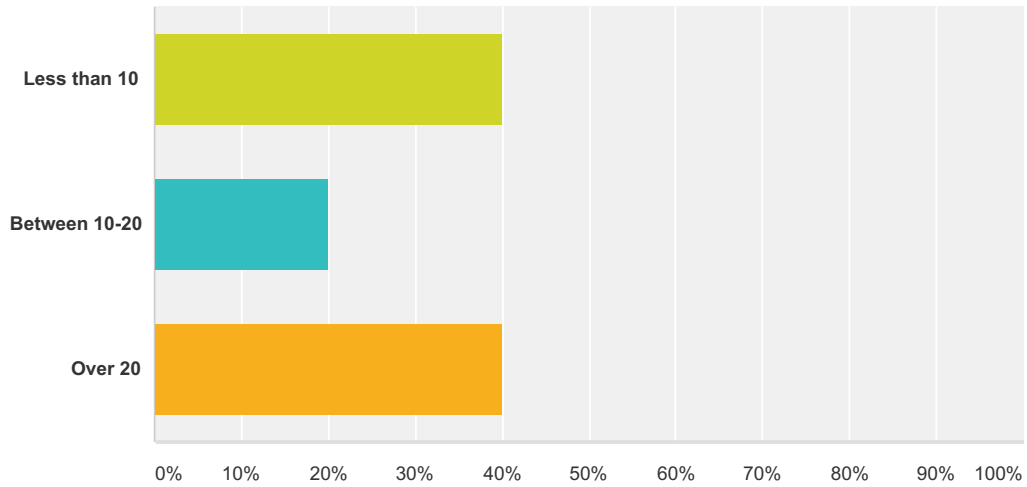
Answered: 6 Skipped: 1



| Answer Choices | Responses |
|----------------|-----------|
| Less than 20 | 16.67% 1 |
| Between 20-30 | 16.67% 1 |
| Between 30-40 | 33.33% 2 |
| Over 40 | 33.33% 2 |
| Total | 6 |

Q66 Hours of Ministry per week

Answered: 5 Skipped: 2



| Answer Choices | Responses | |
|----------------|-----------|----------|
| Less than 10 | 40.00% | 2 |
| Between 10-20 | 20.00% | 1 |
| Over 20 | 40.00% | 2 |
| Total | | 5 |