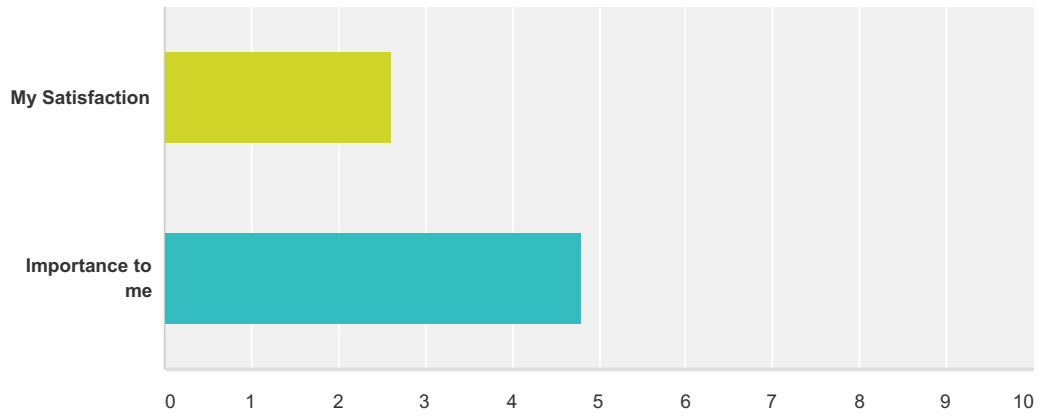


### Q1 My academic advisor provides helpful assistance

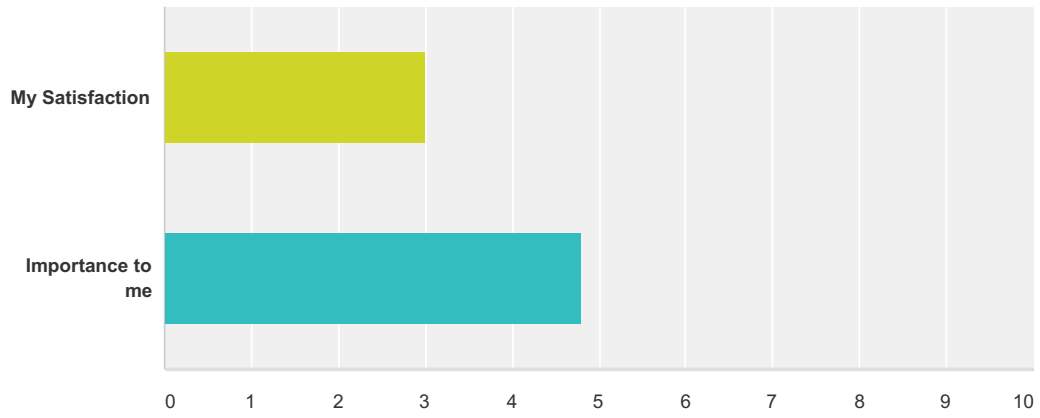
Answered: 5 Skipped: 0



	Very Low	(no label)	(no label)	(no label)	(no label)	Very High	Total	Weighted Average
My Satisfaction	40.00% 2	0.00% 0	20.00% 1	40.00% 2	0.00% 0	0.00% 0	5	2.60
Importance to me	0.00% 0	0.00% 0	20.00% 1	20.00% 1	20.00% 1	40.00% 2	5	4.80

## Q2 My academic advisor cares for me personally

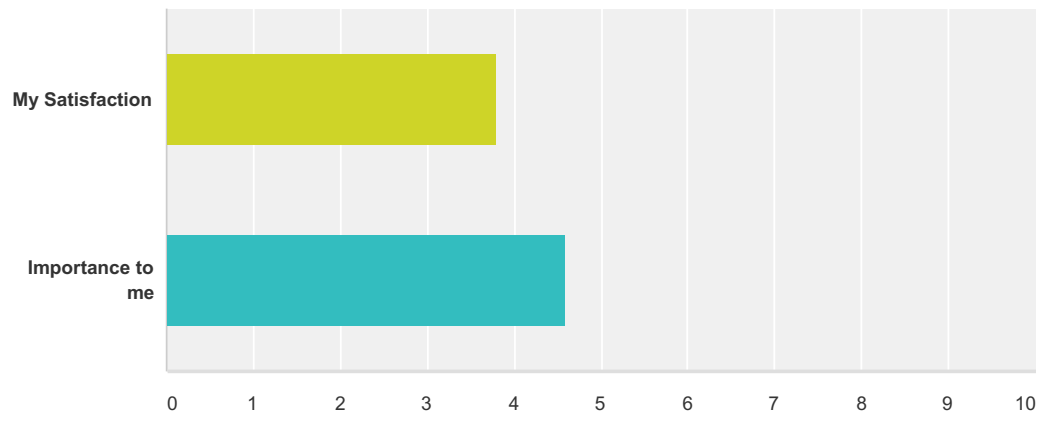
Answered: 5 Skipped: 0



	Very Low	(no label)	(no label)	(no label)	(no label)	Very High	Total	Weighted Average
My Satisfaction	40.00% 2	0.00% 0	0.00% 0	40.00% 2	20.00% 1	0.00% 0	5	3.00
Importance to me	0.00% 0	0.00% 0	20.00% 1	20.00% 1	20.00% 1	40.00% 2	5	4.80

### Q3 Library resources enable me to effectively complete assignments

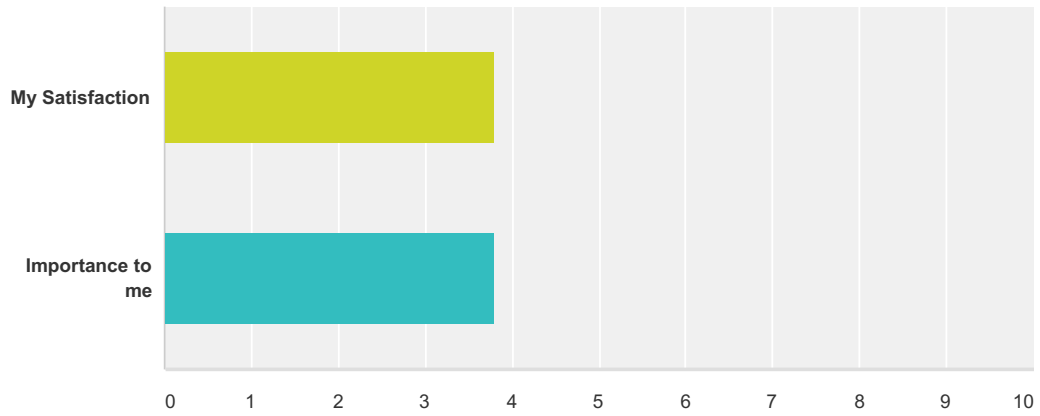
Answered: 5 Skipped: 0



	Very Low	(no label)	(no label)	(no label)	(no label)	Very High	Total	Weighted Average
My Satisfaction	0.00% 0	0.00% 0	60.00% 3	20.00% 1	0.00% 0	20.00% 1	5	3.80
Importance to me	0.00% 0	0.00% 0	40.00% 2	0.00% 0	20.00% 1	40.00% 2	5	4.60

### Q4 The library staff provide helpful assistance

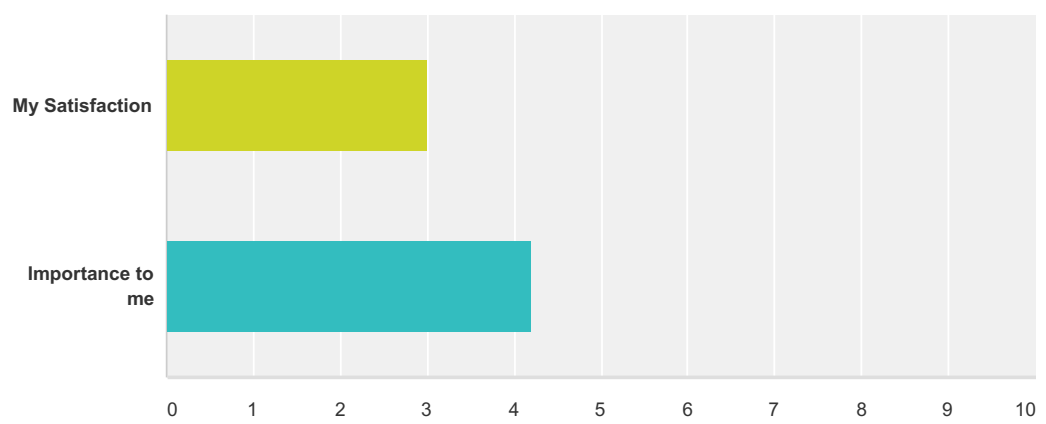
Answered: 5 Skipped: 0



	Very Low	(no label)	(no label)	(no label)	(no label)	Very High	Total	Weighted Average
My Satisfaction	0.00% 0	0.00% 0	60.00% 3	20.00% 1	0.00% 0	20.00% 1	5	3.80
Importance to me	0.00% 0	0.00% 0	60.00% 3	20.00% 1	0.00% 0	20.00% 1	5	3.80

### Q5 Adequate support is available for improving my writing skills

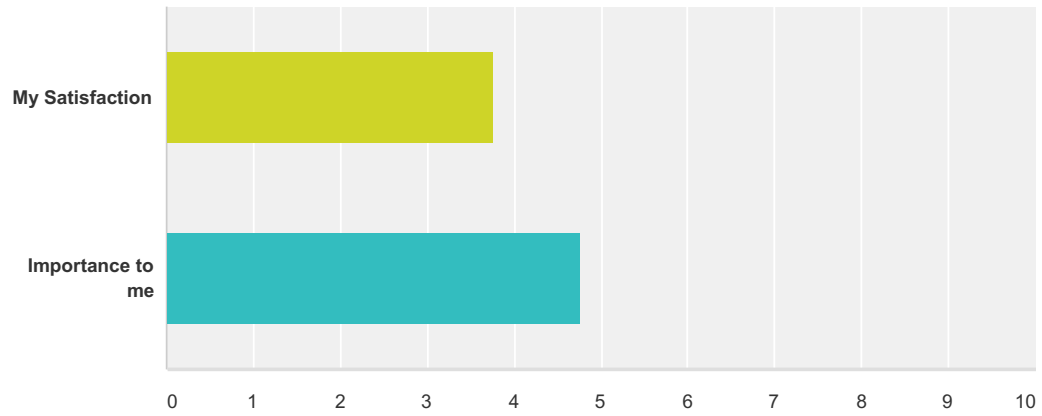
Answered: 5 Skipped: 0



	Very Low	(no label)	(no label)	(no label)	(no label)	Very High	Total	Weighted Average
My Satisfaction	25.00% 1	0.00% 0	25.00% 1	50.00% 2	0.00% 0	0.00% 0	4	3.00
Importance to me	0.00% 0	0.00% 0	40.00% 2	20.00% 1	20.00% 1	20.00% 1	5	4.20

### Q6 I am able to track my degree program effectively

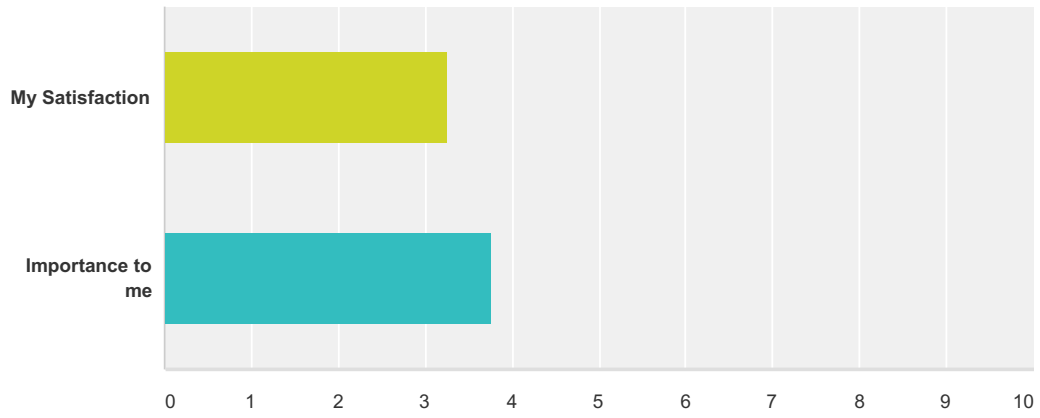
Answered: 4 Skipped: 1



	Very Low	(no label)	(no label)	(no label)	(no label)	Very High	Total	Weighted Average
My Satisfaction	0.00% 0	0.00% 0	25.00% 1	75.00% 3	0.00% 0	0.00% 0	4	3.75
Importance to me	0.00% 0	0.00% 0	0.00% 0	50.00% 2	25.00% 1	25.00% 1	4	4.75

### Q7 The administrative staff provide helpful assistance

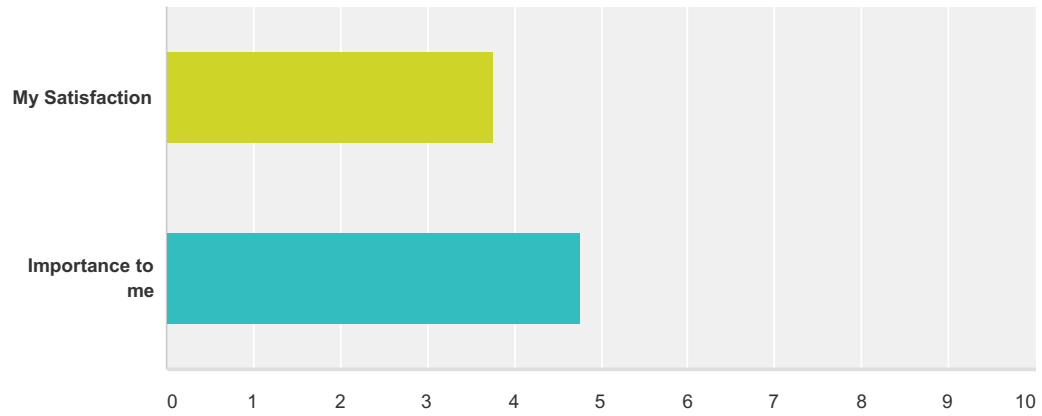
Answered: 4 Skipped: 1



	Very Low	(no label)	(no label)	(no label)	(no label)	Very High	Total	Weighted Average
My Satisfaction	0.00% 0	0.00% 0	75.00% 3	25.00% 1	0.00% 0	0.00% 0	4	3.25
Importance to me	0.00% 0	0.00% 0	50.00% 2	25.00% 1	25.00% 1	0.00% 0	4	3.75

### Q8 Registration procedures are clear and easy to follow

Answered: 4 Skipped: 1

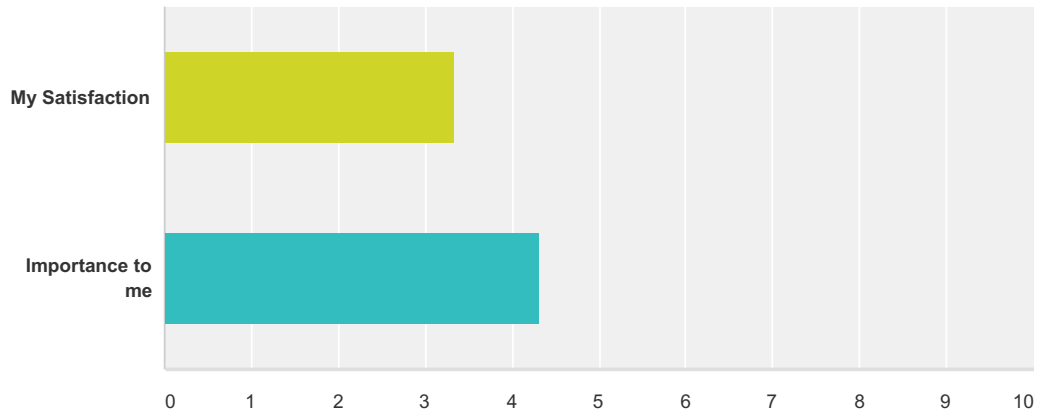


	Very Low	(no label)	(no label)	(no label)	(no label)	Very High	Total	Weighted Average
My Satisfaction	0.00% 0	0.00% 0	25.00% 1	75.00% 3	0.00% 0	0.00% 0	4	3.75
Importance to me	0.00% 0	0.00% 0	0.00% 0	50.00% 2	25.00% 1	25.00% 1	4	4.75



### Q9 Financial aid options are explained clearly and thoroughly

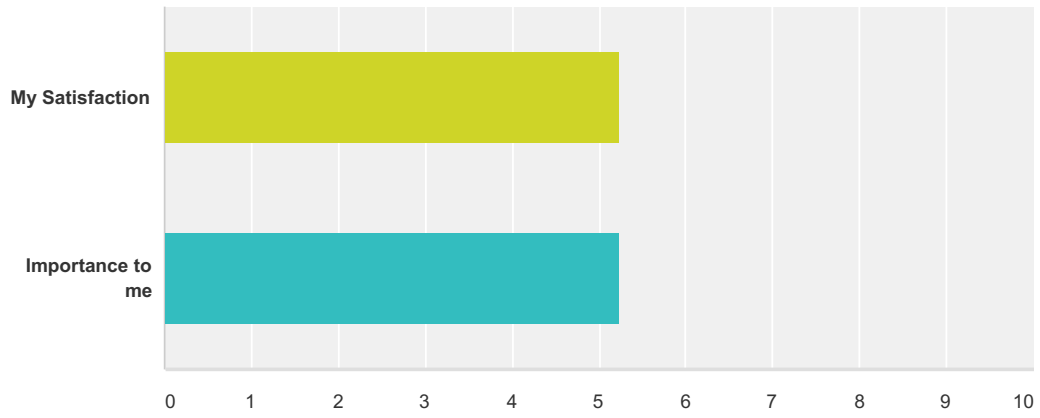
Answered: 3 Skipped: 2



	Very Low	(no label)	(no label)	(no label)	(no label)	Very High	Total	Weighted Average
My Satisfaction	0.00% 0	0.00% 0	66.67% 2	33.33% 1	0.00% 0	0.00% 0	3	3.33
Importance to me	0.00% 0	0.00% 0	0.00% 0	66.67% 2	33.33% 1	0.00% 0	3	4.33

### Q10 Classes are offered at convenient times for my schedule

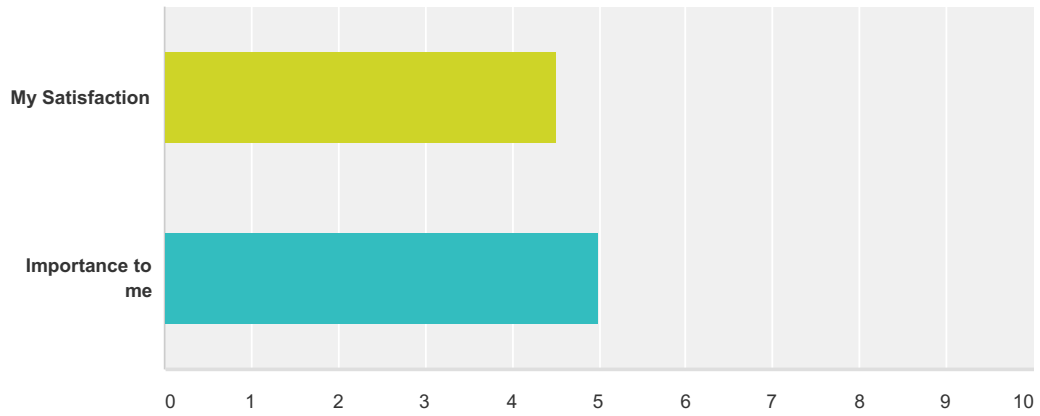
Answered: 4 Skipped: 1



	Very Low	(no label)	(no label)	(no label)	(no label)	Very High	Total	Weighted Average
My Satisfaction	0.00% 0	0.00% 0	0.00% 0	25.00% 1	25.00% 1	50.00% 2	4	5.25
Importance to me	0.00% 0	0.00% 0	0.00% 0	25.00% 1	25.00% 1	50.00% 2	4	5.25

### Q11 Online courses provide a quality learning experience

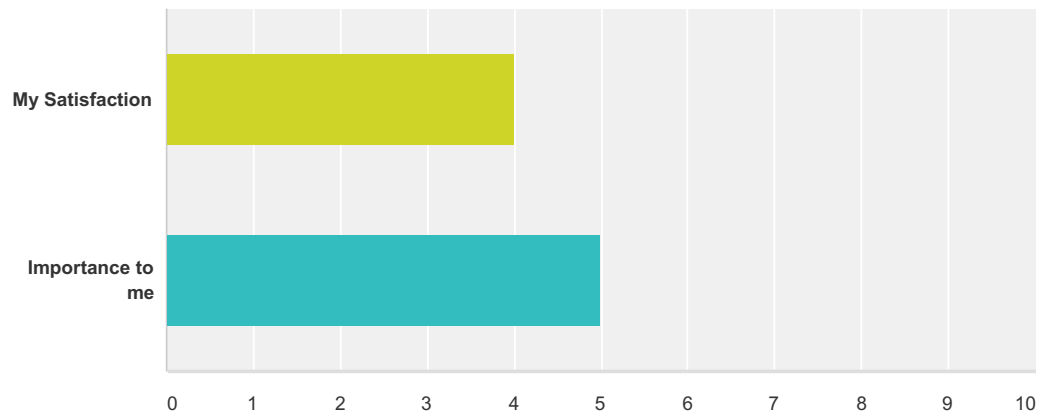
Answered: 4 Skipped: 1



	Very Low	(no label)	(no label)	(no label)	(no label)	Very High	N/A	Total	Weighted Average
My Satisfaction	0.00% 0	0.00% 0	25.00% 1	25.00% 1	25.00% 1	25.00% 1	0.00% 0	4	4.50
Importance to me	0.00% 0	0.00% 0	0.00% 0	25.00% 1	50.00% 2	25.00% 1	0.00% 0	4	5.00

### Q12 Instructors demonstrate expert knowledge and depth of insight

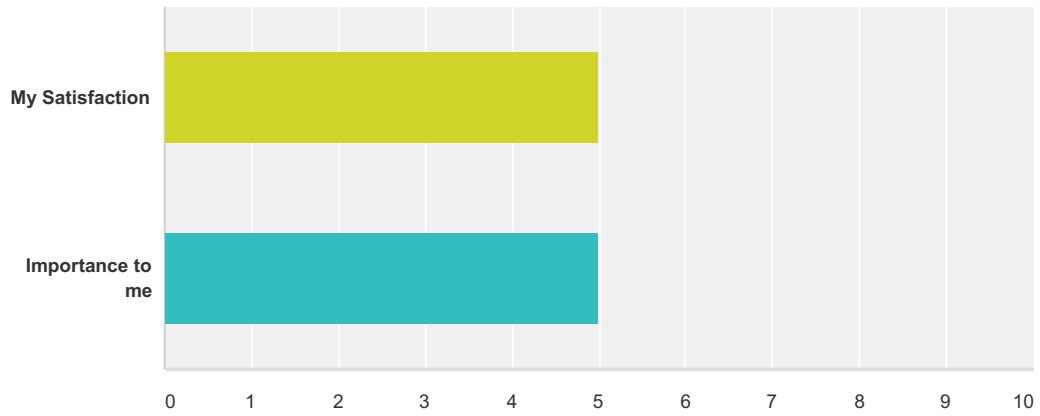
Answered: 2 Skipped: 3



	Very Low	(no label)	(no label)	(no label)	(no label)	Very High	Total	Weighted Average
My Satisfaction	0.00% 0	0.00% 0	0.00% 0	100.00% 2	0.00% 0	0.00% 0	2	4.00
Importance to me	0.00% 0	0.00% 0	0.00% 0	50.00% 1	0.00% 0	50.00% 1	2	5.00

### Q13 Instructors exemplify a deep faith commitment

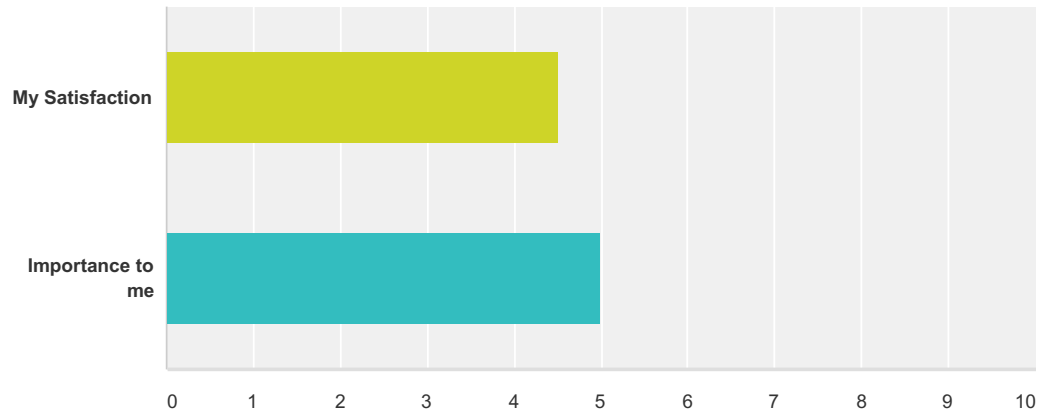
Answered: 2 Skipped: 3



	Very Low	(no label)	(no label)	(no label)	(no label)	Very High	Total	Weighted Average
My Satisfaction	0.00% 0	0.00% 0	0.00% 0	50.00% 1	0.00% 0	50.00% 1	2	5.00
Importance to me	0.00% 0	0.00% 0	0.00% 0	50.00% 1	0.00% 0	50.00% 1	2	5.00

### Q14 Instructors exemplify professionalism in the classroom

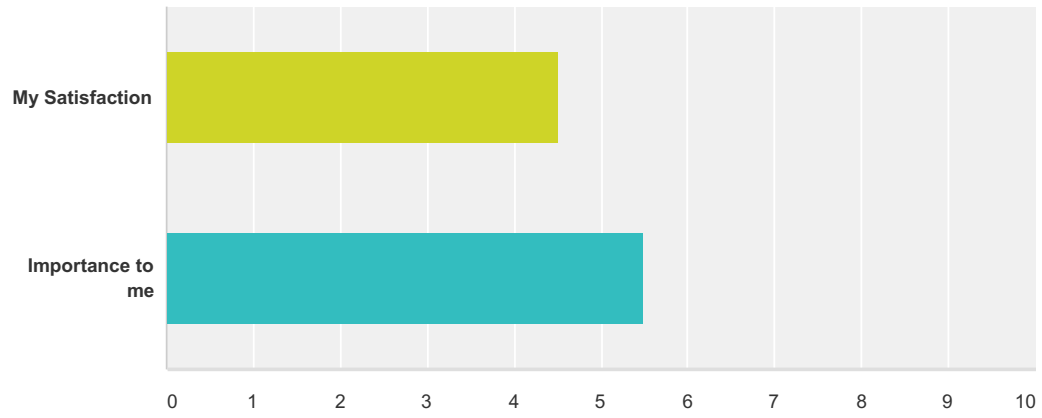
Answered: 2 Skipped: 3



	Very Low	(no label)	(no label)	(no label)	(no label)	Very High	Total	Weighted Average
My Satisfaction	0.00% 0	0.00% 0	0.00% 0	50.00% 1	50.00% 1	0.00% 0	2	4.50
Importance to me	0.00% 0	0.00% 0	0.00% 0	50.00% 1	0.00% 0	50.00% 1	2	5.00

### Q15 Instructors are respectful of the views of others

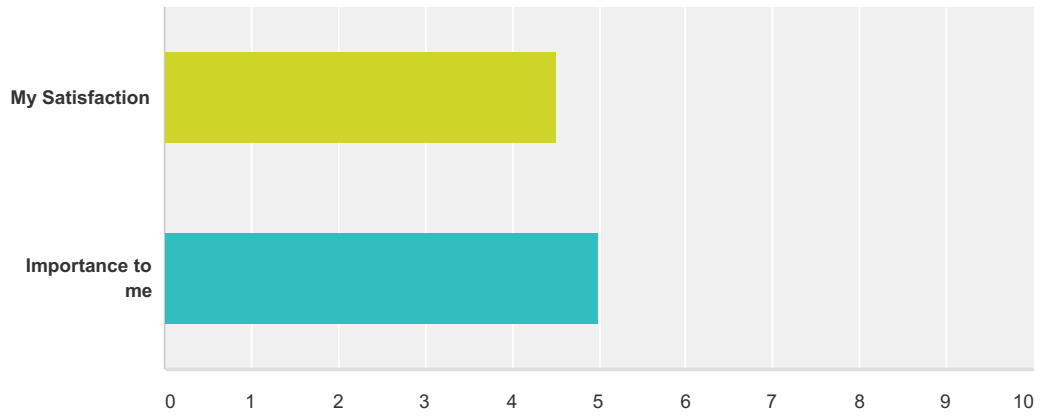
Answered: 2 Skipped: 3



	Very Low	(no label)	(no label)	(no label)	(no label)	Very High	Total	Weighted Average
My Satisfaction	0.00% 0	0.00% 0	0.00% 0	50.00% 1	50.00% 1	0.00% 0	2	4.50
Importance to me	0.00% 0	0.00% 0	0.00% 0	0.00% 0	50.00% 1	50.00% 1	2	5.50

### Q16 Instructors provide timely and valuable feedback on assignments

Answered: 2 Skipped: 3

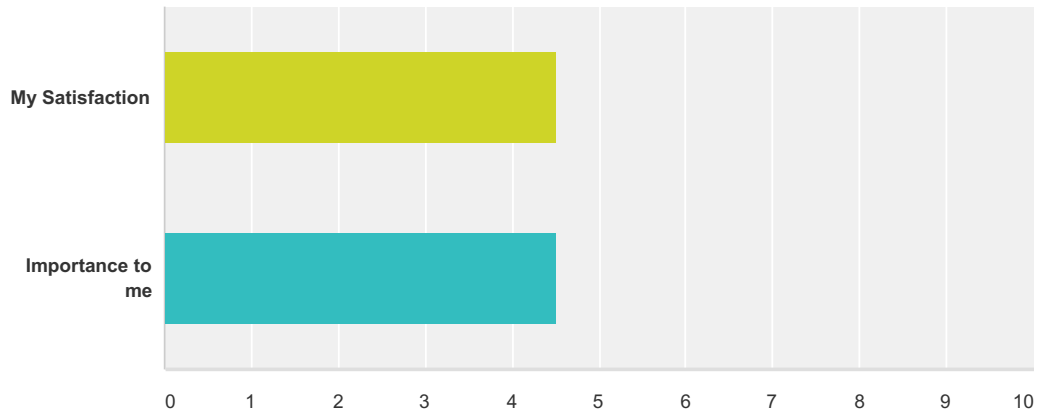


	Very Low	(no label)	(no label)	(no label)	(no label)	Very High	Total	Weighted Average
My Satisfaction	0.00% 0	0.00% 0	0.00% 0	50.00% 1	50.00% 1	0.00% 0	2	4.50
Importance to me	0.00% 0	0.00% 0	0.00% 0	0.00% 0	100.00% 2	0.00% 0	2	5.00



### Q17 Instructors utilize multiple teaching methods and technologies effectively

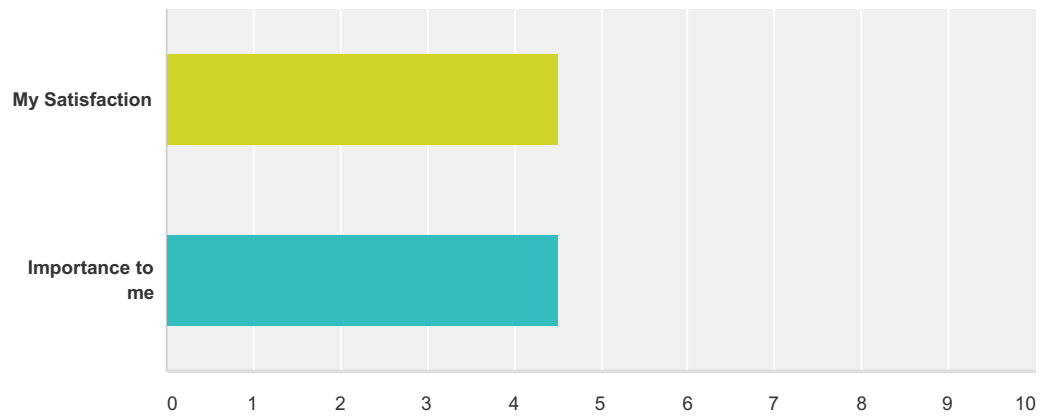
Answered: 2 Skipped: 3



	Very Low	(no label)	(no label)	(no label)	(no label)	Very High	Total	Weighted Average
My Satisfaction	0.00% 0	0.00% 0	0.00% 0	50.00% 1	50.00% 1	0.00% 0	2	4.50
Importance to me	0.00% 0	0.00% 0	0.00% 0	50.00% 1	50.00% 1	0.00% 0	2	4.50

### Q18 Assignments are personally challenging and encourage critical thinking

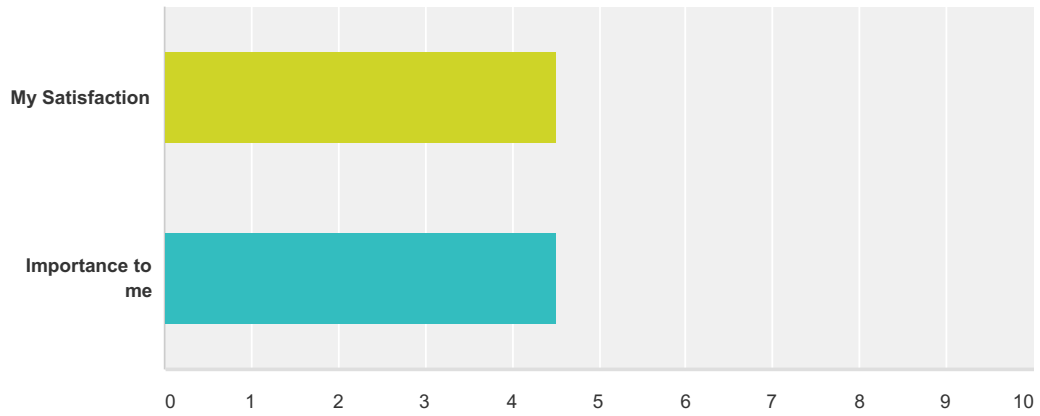
Answered: 2 Skipped: 3



	Very Low	(no label)	(no label)	(no label)	(no label)	Very High	Total	Weighted Average
My Satisfaction	0.00% 0	0.00% 0	0.00% 0	50.00% 1	50.00% 1	0.00% 0	2	4.50
Importance to me	0.00% 0	0.00% 0	0.00% 0	50.00% 1	50.00% 1	0.00% 0	2	4.50

### Q19 Coursework and lectures provide multiple perspectives

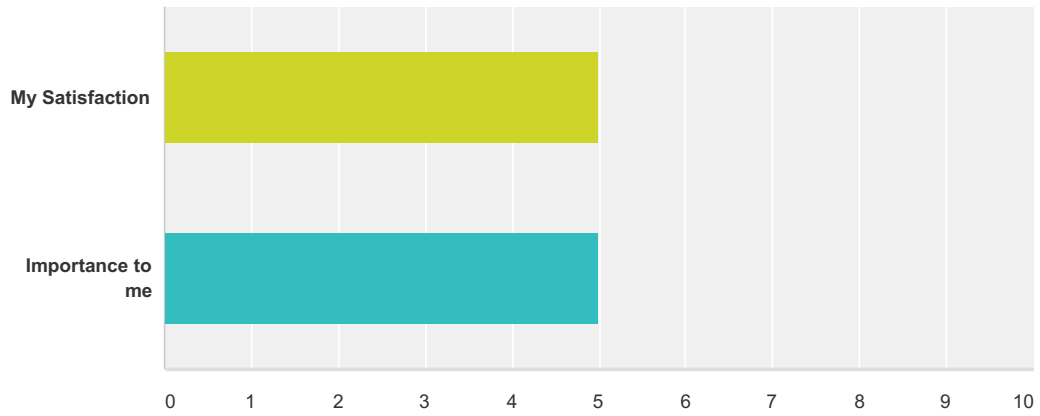
Answered: 2 Skipped: 3



	Very Low	(no label)	(no label)	(no label)	(no label)	Very High	Total	Weighted Average
My Satisfaction	0.00% 0	0.00% 0	0.00% 0	50.00% 1	50.00% 1	0.00% 0	2	4.50
Importance to me	0.00% 0	0.00% 0	0.00% 0	50.00% 1	50.00% 1	0.00% 0	2	4.50

### Q20 I am learning valuable principles that apply to my chosen field

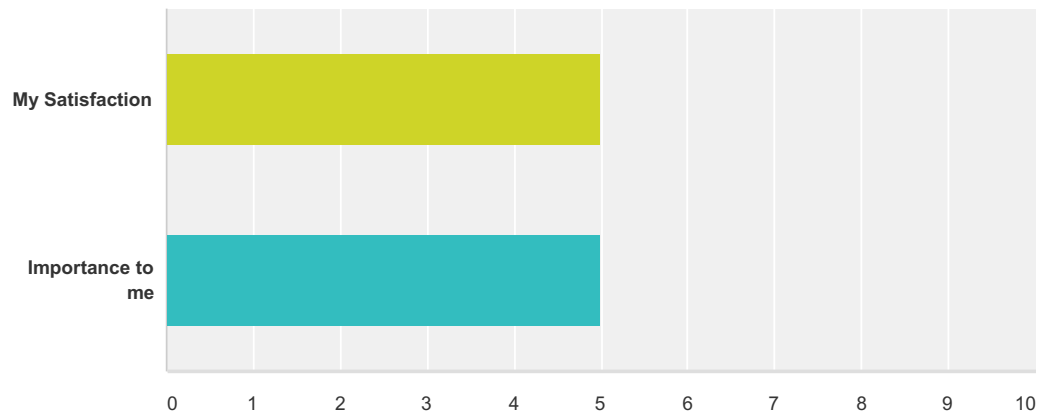
Answered: 2 Skipped: 3



	Very Low	(no label)	(no label)	(no label)	(no label)	Very High	Total	Weighted Average
My Satisfaction	0.00% 0	0.00% 0	0.00% 0	0.00% 0	100.00% 2	0.00% 0	2	5.00
Importance to me	0.00% 0	0.00% 0	0.00% 0	0.00% 0	100.00% 2	0.00% 0	2	5.00

### Q21 My educational experiences are relevant to my current ministry

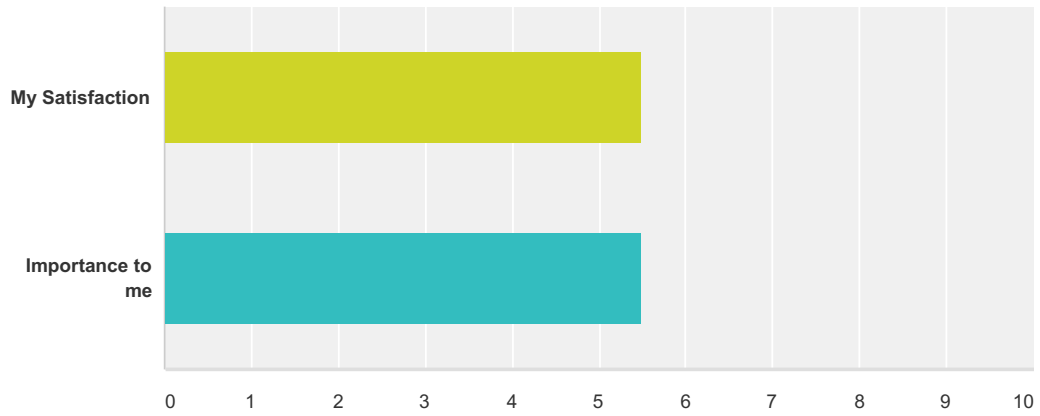
Answered: 2 Skipped: 3



	Very Low	(no label)	(no label)	(no label)	(no label)	Very High	Total	Weighted Average
My Satisfaction	0.00% 0	0.00% 0	0.00% 0	50.00% 1	0.00% 0	50.00% 1	2	5.00
Importance to me	0.00% 0	0.00% 0	0.00% 0	50.00% 1	0.00% 0	50.00% 1	2	5.00

**Q22 The education that I am receiving is a valuable investment of my time**

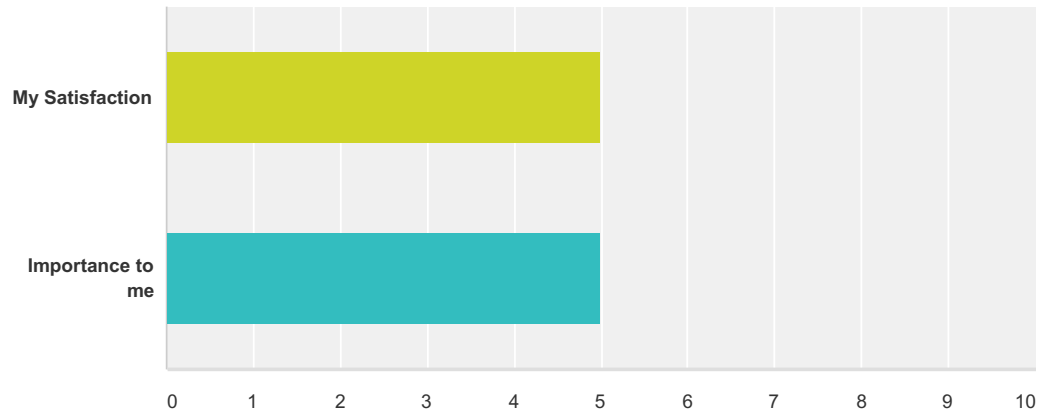
Answered: 2 Skipped: 3



	Very Low	(no label)	(no label)	(no label)	(no label)	Very High	Total	Weighted Average
My Satisfaction	0.00% 0	0.00% 0	0.00% 0	0.00% 0	50.00% 1	50.00% 1	2	5.50
Importance to me	0.00% 0	0.00% 0	0.00% 0	0.00% 0	50.00% 1	50.00% 1	2	5.50

### Q23 I am developing a deeper spiritual life and faith commitment

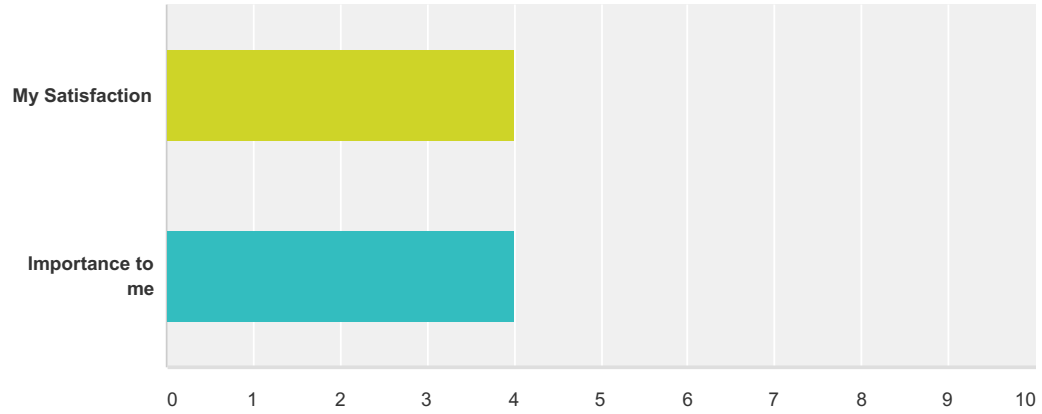
Answered: 2 Skipped: 3



	Very Low	(no label)	(no label)	(no label)	(no label)	Very High	Total	Weighted Average
My Satisfaction	0.00% 0	0.00% 0	0.00% 0	0.00% 0	100.00% 2	0.00% 0	2	5.00
Importance to me	0.00% 0	0.00% 0	0.00% 0	0.00% 0	100.00% 2	0.00% 0	2	5.00

### Q24 My educational experience has deepened my appreciation for diverse perspectives

Answered: 2 Skipped: 3

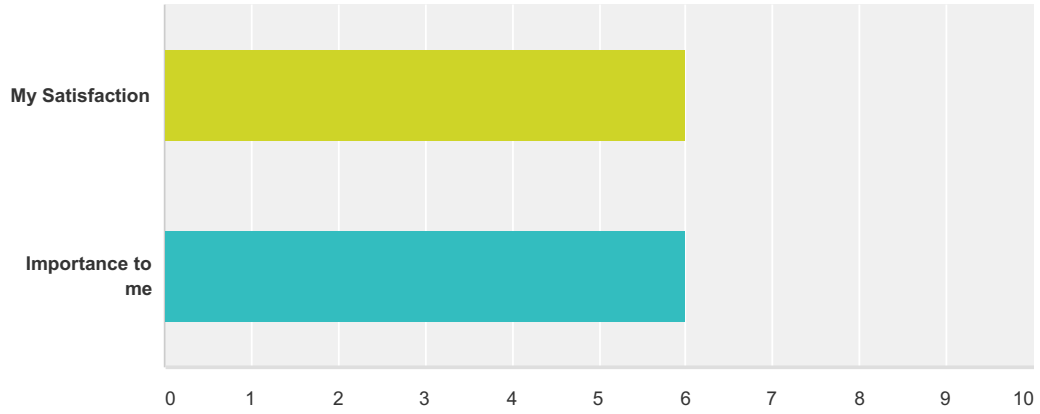


	Very Low	(no label)	(no label)	(no label)	(no label)	Very High	Total	Weighted Average
My Satisfaction	0.00% 0	0.00% 0	0.00% 0	100.00% 2	0.00% 0	0.00% 0	2	4.00
Importance to me	0.00% 0	0.00% 0	0.00% 0	100.00% 2	0.00% 0	0.00% 0	2	4.00



### Q25 My degree program provides an integration of theory, theology, and application

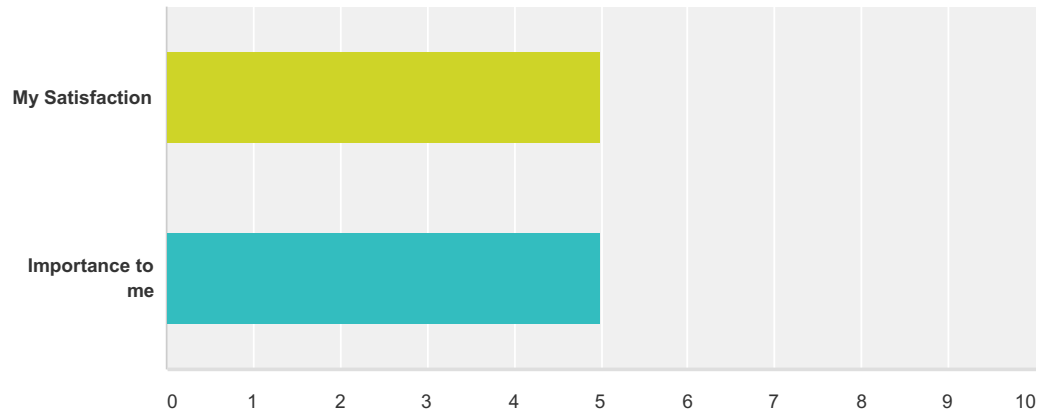
Answered: 1 Skipped: 4



	Very Low	(no label)	(no label)	(no label)	(no label)	Very High	Total	Weighted Average
My Satisfaction	0.00% 0	0.00% 0	0.00% 0	0.00% 0	0.00% 0	100.00% 1	1	6.00
Importance to me	0.00% 0	0.00% 0	0.00% 0	0.00% 0	0.00% 0	100.00% 1	1	6.00

### Q26 The faculty are sensitive to the competing demands on my time

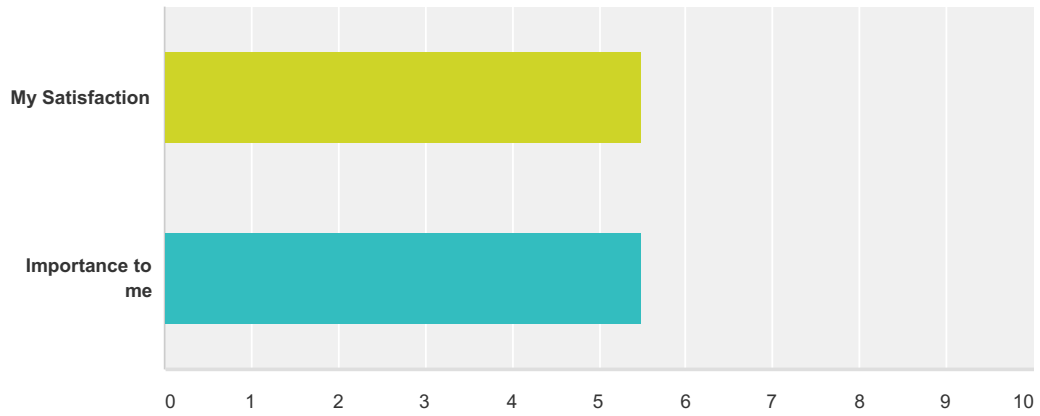
Answered: 2 Skipped: 3



	Very Low	(no label)	(no label)	(no label)	(no label)	Very High	Total	Weighted Average
My Satisfaction	0.00% 0	0.00% 0	0.00% 0	50.00% 1	0.00% 0	50.00% 1	2	5.00
Importance to me	0.00% 0	0.00% 0	0.00% 0	50.00% 1	0.00% 0	50.00% 1	2	5.00

### Q27 The financial cost of my education is a good investment

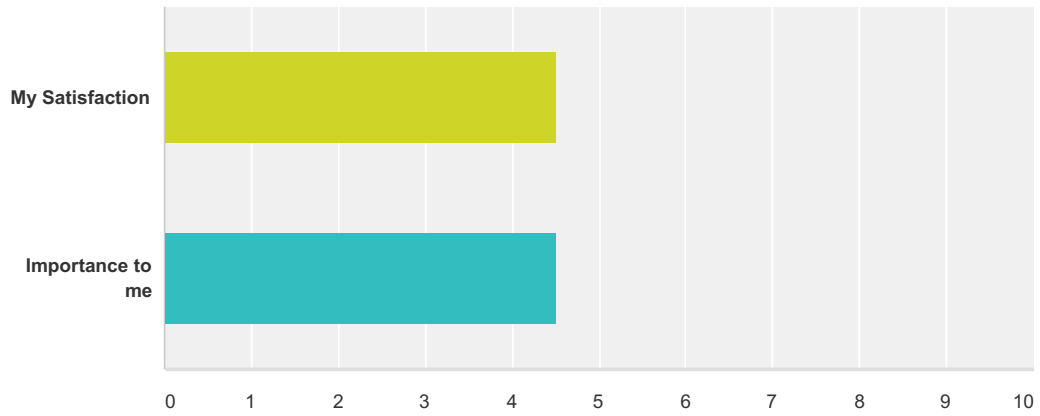
Answered: 2 Skipped: 3



	Very Low	(no label)	(no label)	(no label)	(no label)	Very High	Total	Weighted Average
My Satisfaction	0.00% 0	0.00% 0	0.00% 0	0.00% 0	50.00% 1	50.00% 1	2	5.50
Importance to me	0.00% 0	0.00% 0	0.00% 0	0.00% 0	50.00% 1	50.00% 1	2	5.50

### Q28 I have developed valuable relationships with instructors

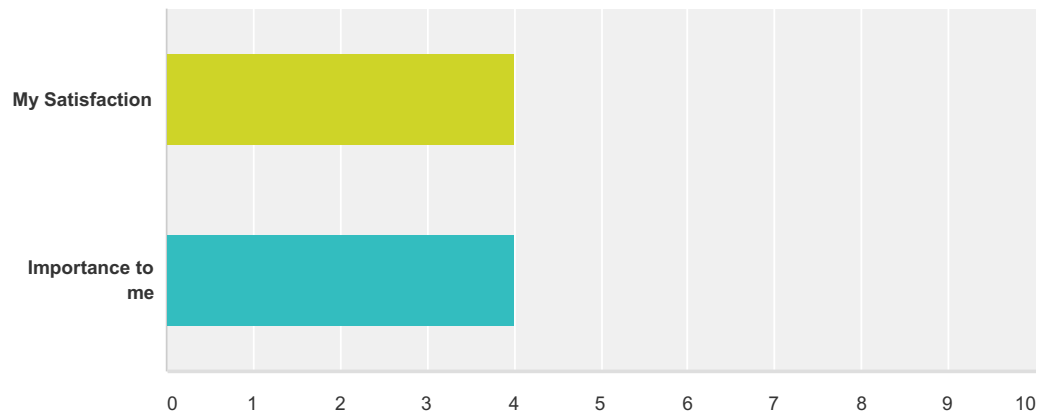
Answered: 2 Skipped: 3



	Very Low	(no label)	(no label)	(no label)	(no label)	Very High	Total	Weighted Average
My Satisfaction	0.00% 0	0.00% 0	0.00% 0	50.00% 1	50.00% 1	0.00% 0	2	4.50
Importance to me	0.00% 0	0.00% 0	0.00% 0	50.00% 1	50.00% 1	0.00% 0	2	4.50

### Q29 I have developed valuable relationships with other students

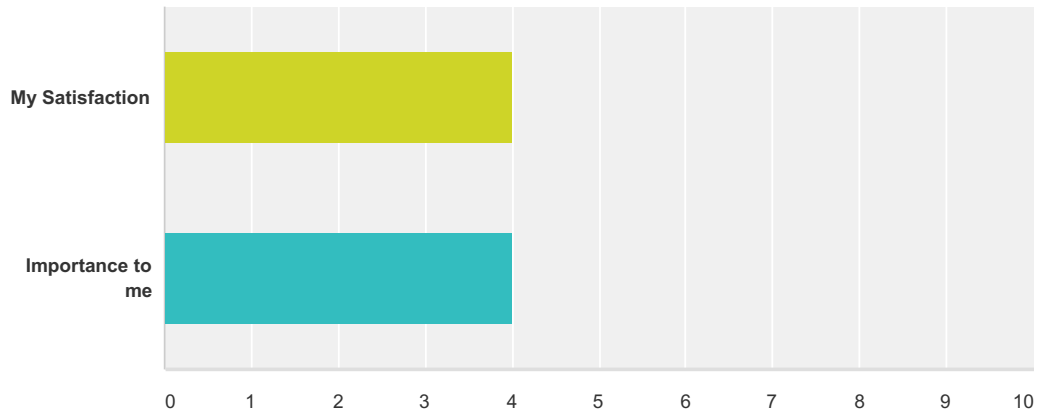
Answered: 1 Skipped: 4



	Very Low	(no label)	(no label)	(no label)	(no label)	Very High	Total	Weighted Average
My Satisfaction	0.00% 0	0.00% 0	0.00% 0	100.00% 1	0.00% 0	0.00% 0	1	4.00
Importance to me	0.00% 0	0.00% 0	0.00% 0	100.00% 1	0.00% 0	0.00% 0	1	4.00

### Q30 There is an appreciation of diversity within the campus culture

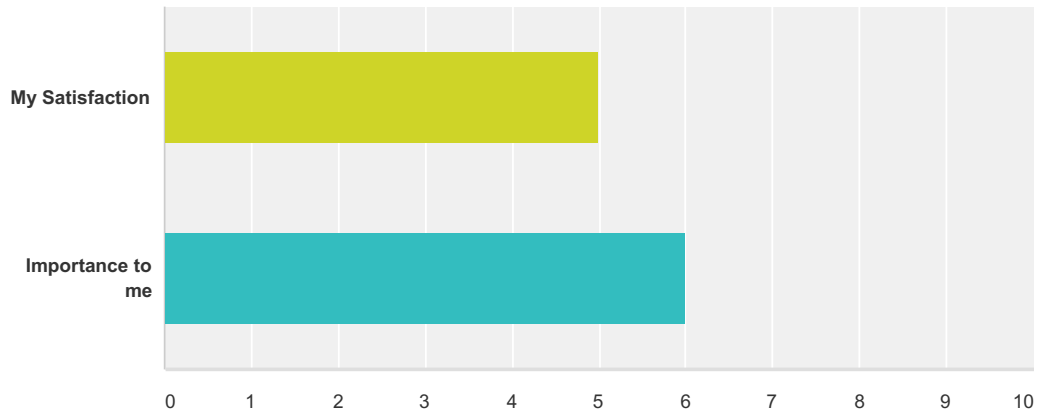
Answered: 1 Skipped: 4



	Very Low	(no label)	(no label)	(no label)	(no label)	Very High	Total	Weighted Average
My Satisfaction	0.00% 0	0.00% 0	0.00% 0	100.00% 1	0.00% 0	0.00% 0	1	4.00
Importance to me	0.00% 0	0.00% 0	0.00% 0	100.00% 1	0.00% 0	0.00% 0	1	4.00

### Q31 There is a welcoming sense of community on campus

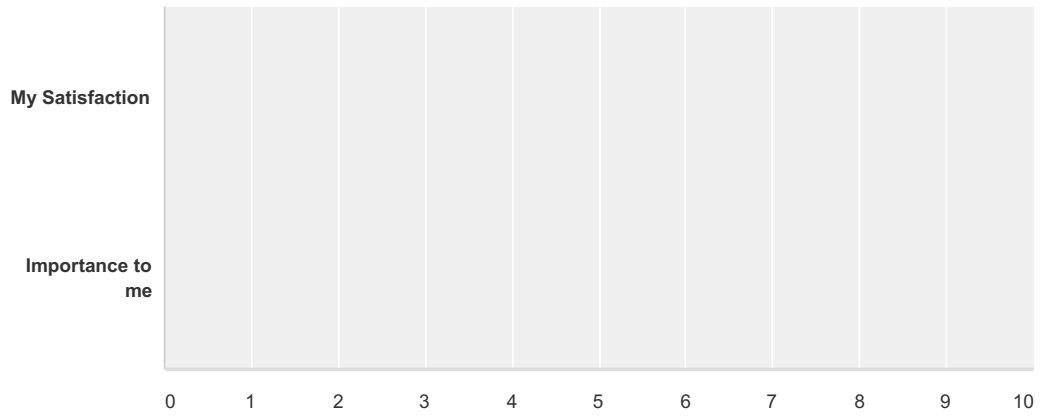
Answered: 1 Skipped: 4



	Very Low	(no label)	(no label)	(no label)	(no label)	Very High	Total	Weighted Average
My Satisfaction	0.00% 0	0.00% 0	0.00% 0	0.00% 0	100.00% 1	0.00% 0	1	5.00
Importance to me	0.00% 0	0.00% 0	0.00% 0	0.00% 0	0.00% 0	100.00% 1	1	6.00

**Q32 The internship/field study programs are well organized and administrated**

Answered: 1 Skipped: 4

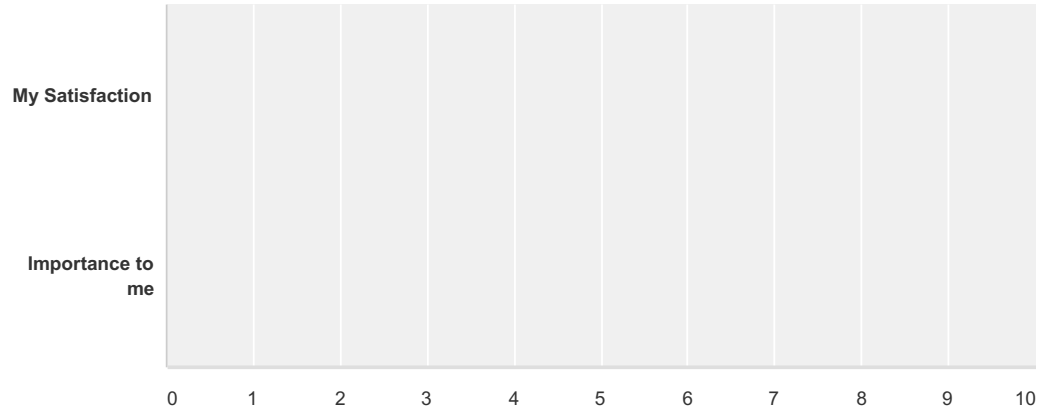


	Very Low	(no label)	(no label)	(no label)	(no label)	Very High	N/A	Total	Weighted Average
My Satisfaction	0.00% 0	0.00% 0	0.00% 0	0.00% 0	0.00% 0	0.00% 0	100.00% 1	1	0.00
Importance to me	0.00% 0	0.00% 0	0.00% 0	0.00% 0	0.00% 0	0.00% 0	100.00% 1	1	0.00



**Q33 The internship/field study programs provide valuable learning and growth experiences**

Answered: 1 Skipped: 4



	Very Low	(no label)	(no label)	(no label)	(no label)	Very High	N/A	Total	Weighted Average
My Satisfaction	0.00% 0	0.00% 0	0.00% 0	0.00% 0	0.00% 0	0.00% 0	100.00% 1	1	0.00
Importance to me	0.00% 0	0.00% 0	0.00% 0	0.00% 0	0.00% 0	0.00% 0	100.00% 1	1	0.00

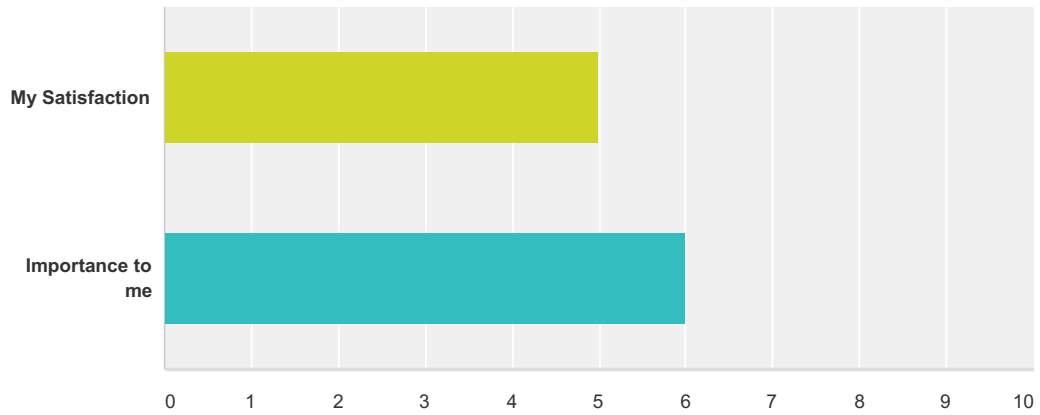
**Q34 If you are presently participating in the internship/field study programs, please let us know how we can improve your experience.**

Answered: 0 Skipped: 5

#	Responses	Date
	There are no responses.	

### Q35 Adequate campus security is provided

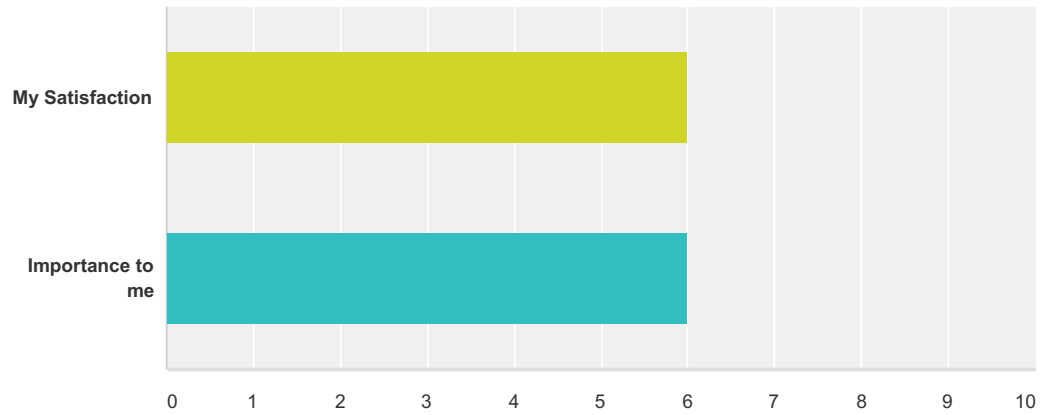
Answered: 1 Skipped: 4



	Very Low	(no label)	(no label)	(no label)	(no label)	Very High	N/A	Total	Weighted Average
My Satisfaction	0.00% 0	0.00% 0	0.00% 0	0.00% 0	100.00% 1	0.00% 0	0.00% 0	1	5.00
Importance to me	0.00% 0	0.00% 0	0.00% 0	0.00% 0	0.00% 0	100.00% 1	0.00% 0	1	6.00

### Q36 Campus facilities are well maintained

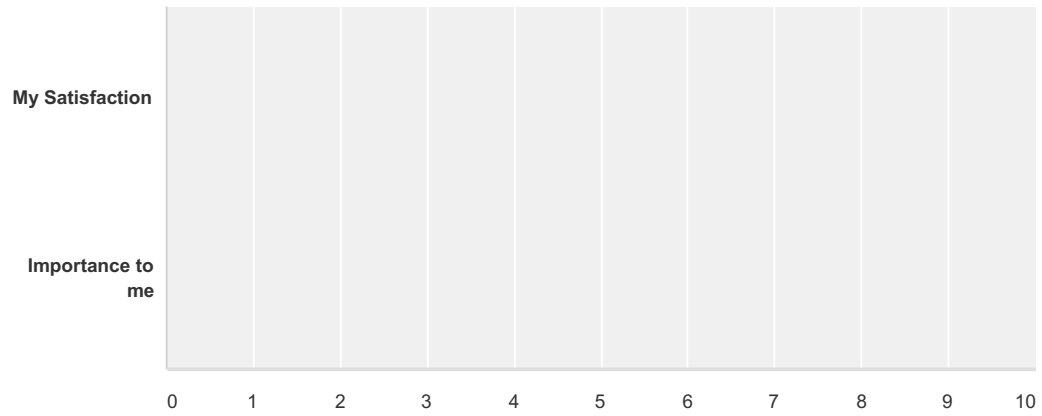
Answered: 1 Skipped: 4



	Very Low	(no label)	(no label)	(no label)	(no label)	Very High	N/A	Total	Weighted Average
My Satisfaction	0.00% 0	0.00% 0	0.00% 0	0.00% 0	0.00% 0	100.00% 1	0.00% 0	1	6.00
Importance to me	0.00% 0	0.00% 0	0.00% 0	0.00% 0	0.00% 0	100.00% 1	0.00% 0	1	6.00

### Q37 Veterans services provide helpful assistance

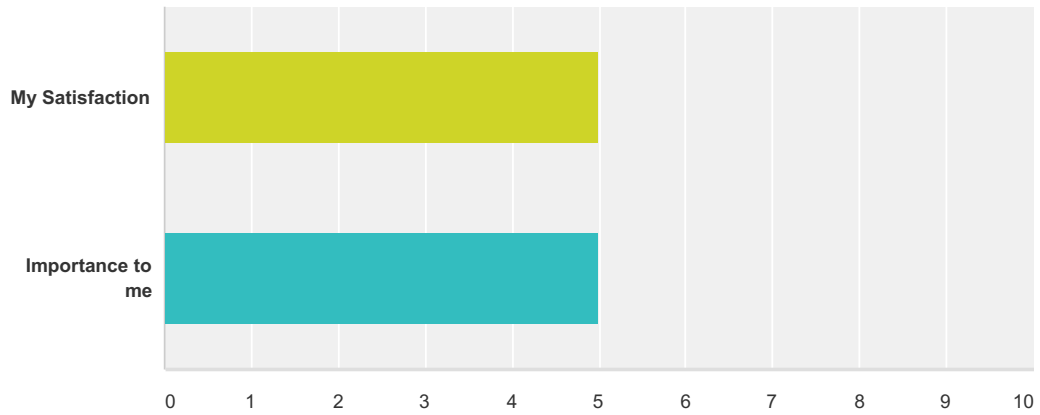
Answered: 1 Skipped: 4



	Very Low	(no label)	(no label)	(no label)	(no label)	Very High	N/A	Total	Weighted Average
My Satisfaction	0.00% 0	0.00% 0	0.00% 0	0.00% 0	0.00% 0	0.00% 0	100.00% 1	1	0.00
Importance to me	0.00% 0	0.00% 0	0.00% 0	0.00% 0	0.00% 0	0.00% 0	100.00% 1	1	0.00

### Q38 Study areas are adequate for my needs

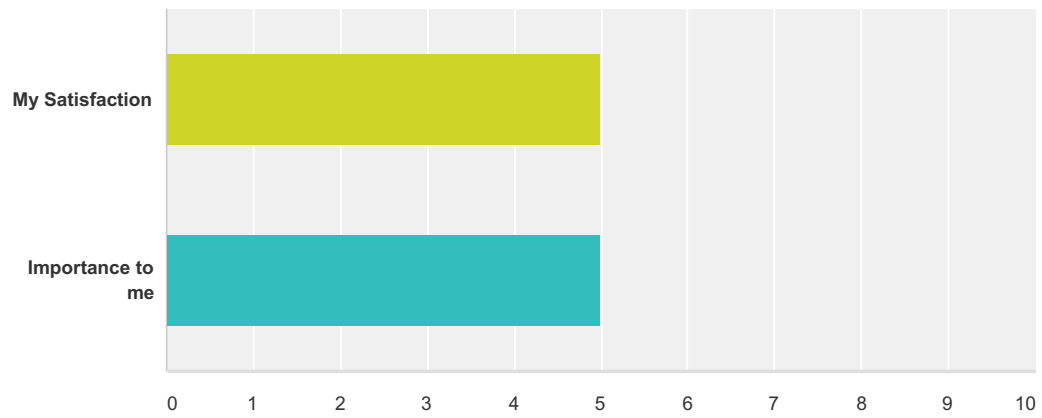
Answered: 1 Skipped: 4



	Very Low	(no label)	(no label)	(no label)	(no label)	Very High	N/A	Total	Weighted Average
My Satisfaction	0.00% 0	0.00% 0	0.00% 0	0.00% 0	100.00% 1	0.00% 0	0.00% 0	1	5.00
Importance to me	0.00% 0	0.00% 0	0.00% 0	0.00% 0	100.00% 1	0.00% 0	0.00% 0	1	5.00

### Q39 Computer labs and computing services are readily available

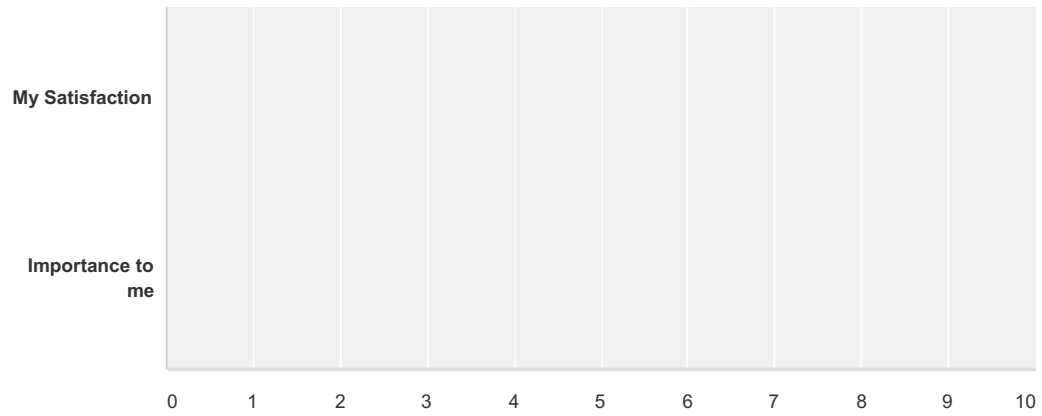
Answered: 1 Skipped: 4



	Very Low	(no label)	(no label)	(no label)	(no label)	Very High	N/A	Total	Weighted Average
My Satisfaction	0.00% 0	0.00% 0	0.00% 0	0.00% 0	100.00% 1	0.00% 0	0.00% 0	1	5.00
Importance to me	0.00% 0	0.00% 0	0.00% 0	0.00% 0	100.00% 1	0.00% 0	0.00% 0	1	5.00

### Q40 Food/Snack services are adequate for my needs

Answered: 1 Skipped: 4

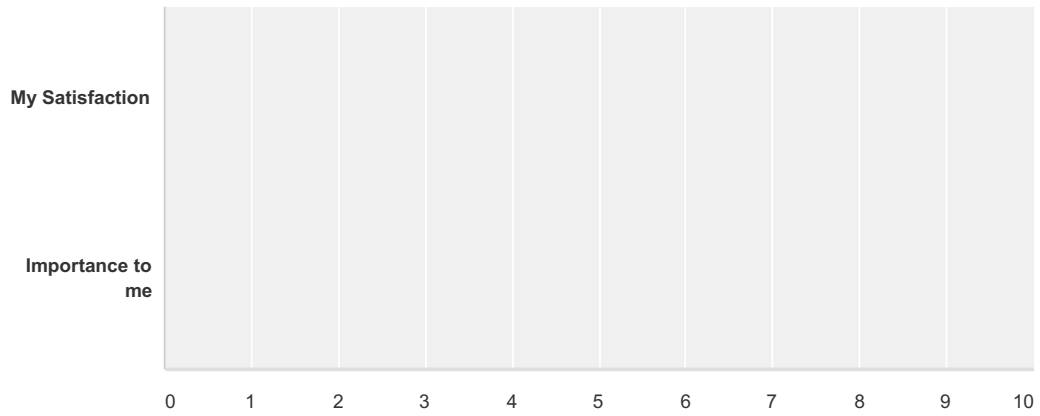


	Very Low	(no label)	(no label)	(no label)	(no label)	Very High	N/A	Total	Weighted Average
My Satisfaction	0.00% 0	0.00% 0	0.00% 0	0.00% 0	0.00% 0	0.00% 0	100.00% 1	1	0.00
Importance to me	0.00% 0	0.00% 0	0.00% 0	0.00% 0	0.00% 0	0.00% 0	100.00% 1	1	0.00



### Q41 Career counseling and placement services provide helpful assistance

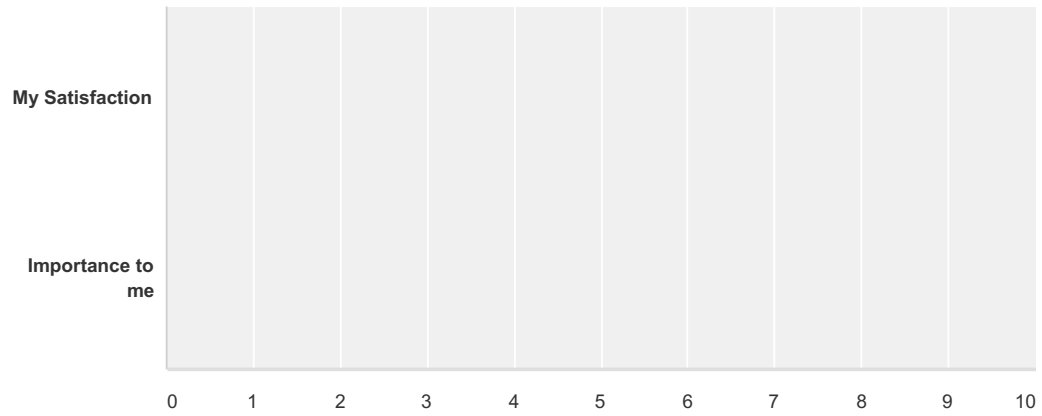
Answered: 1 Skipped: 4



	Very Low	(no label)	(no label)	(no label)	(no label)	Very High	N/A	Total	Weighted Average
My Satisfaction	0.00% 0	0.00% 0	0.00% 0	0.00% 0	0.00% 0	0.00% 0	100.00% 1	1	0.00
Importance to me	0.00% 0	0.00% 0	0.00% 0	0.00% 0	0.00% 0	0.00% 0	100.00% 1	1	0.00

### Q42 Health and wellness services are readily available

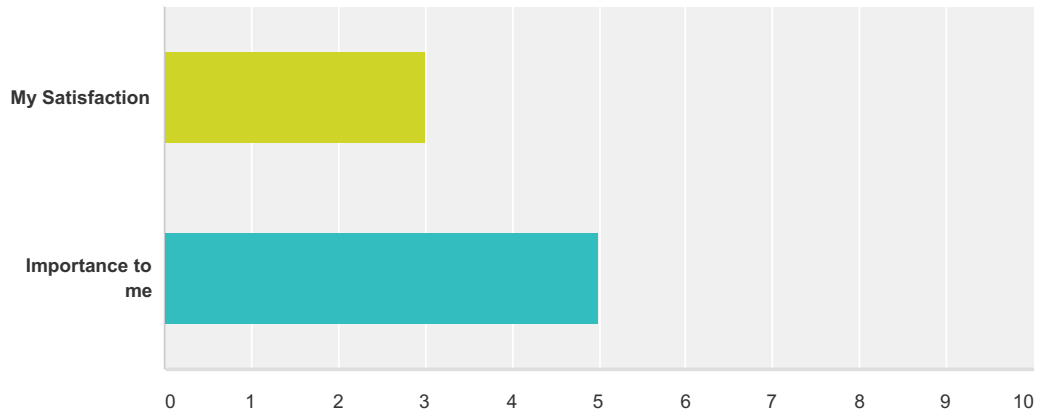
Answered: 1 Skipped: 4



	Very Low	(no label)	(no label)	(no label)	(no label)	Very High	N/A	Total	Weighted Average
My Satisfaction	0.00% 0	0.00% 0	0.00% 0	0.00% 0	0.00% 0	0.00% 0	100.00% 1	1	0.00
Importance to me	0.00% 0	0.00% 0	0.00% 0	0.00% 0	0.00% 0	0.00% 0	100.00% 1	1	0.00

### Q43 Student events and activities are effectively communicated

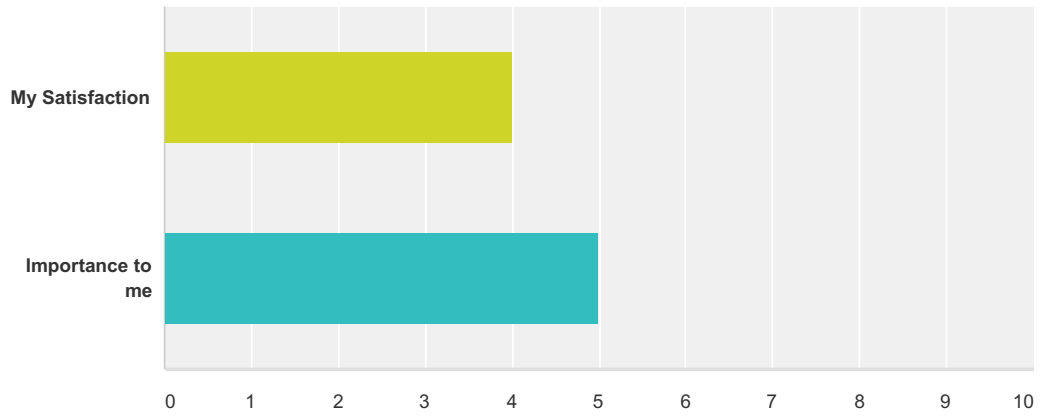
Answered: 1 Skipped: 4



	Very Low	(no label)	(no label)	(no label)	(no label)	Very High	N/A	Total	Weighted Average
My Satisfaction	0.00% 0	0.00% 0	100.00% 1	0.00% 0	0.00% 0	0.00% 0	0.00% 0	1	3.00
Importance to me	0.00% 0	0.00% 0	0.00% 0	0.00% 0	100.00% 1	0.00% 0	0.00% 0	1	5.00

### Q44 Opportunities are provided for spiritual development and ministry development

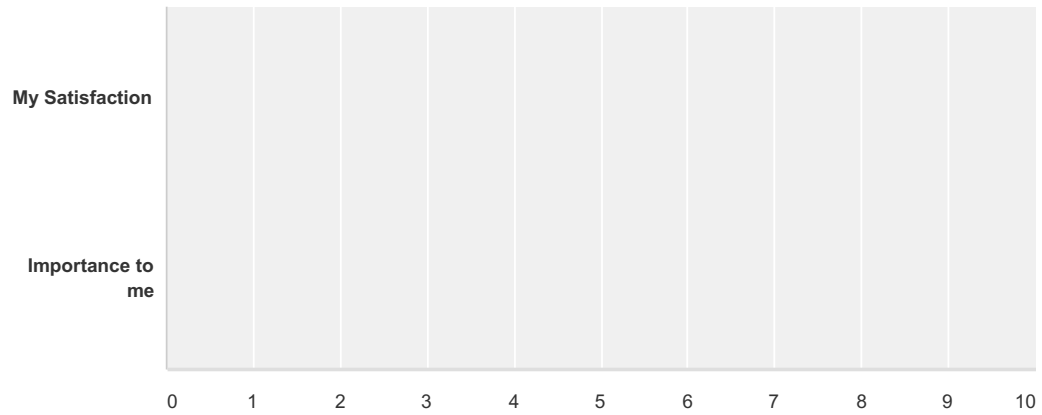
Answered: 1 Skipped: 4



	Very Low	(no label)	(no label)	(no label)	(no label)	Very High	N/A	Total	Weighted Average
My Satisfaction	0.00% 0	0.00% 0	0.00% 0	100.00% 1	0.00% 0	0.00% 0	0.00% 0	1	4.00
Importance to me	0.00% 0	0.00% 0	0.00% 0	0.00% 0	100.00% 1	0.00% 0	0.00% 0	1	5.00

### Q45 Personal counseling is readily available

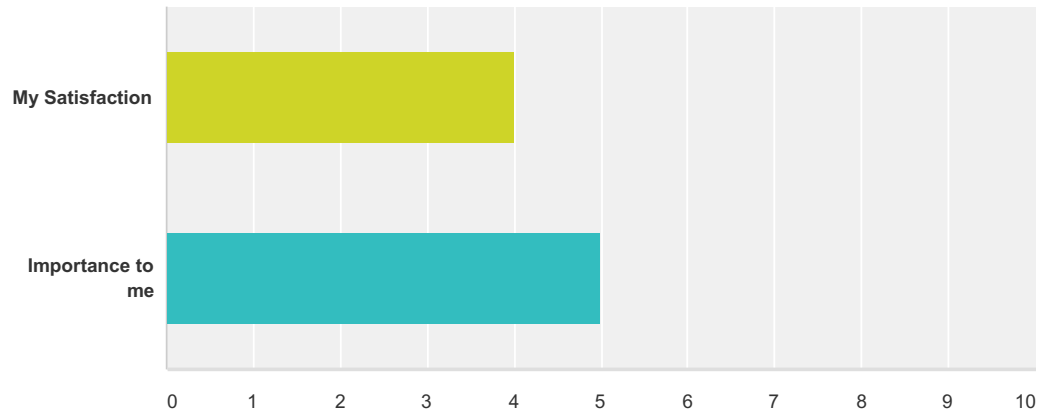
Answered: 1 Skipped: 4



	Very Low	(no label)	(no label)	(no label)	(no label)	Very High	N/A	Total	Weighted Average
My Satisfaction	0.00% 0	0.00% 0	0.00% 0	0.00% 0	0.00% 0	0.00% 0	100.00% 1	1	0.00
Importance to me	0.00% 0	0.00% 0	0.00% 0	0.00% 0	0.00% 0	0.00% 0	100.00% 1	1	0.00

### Q46 Student billing and account services provide helpful assistance

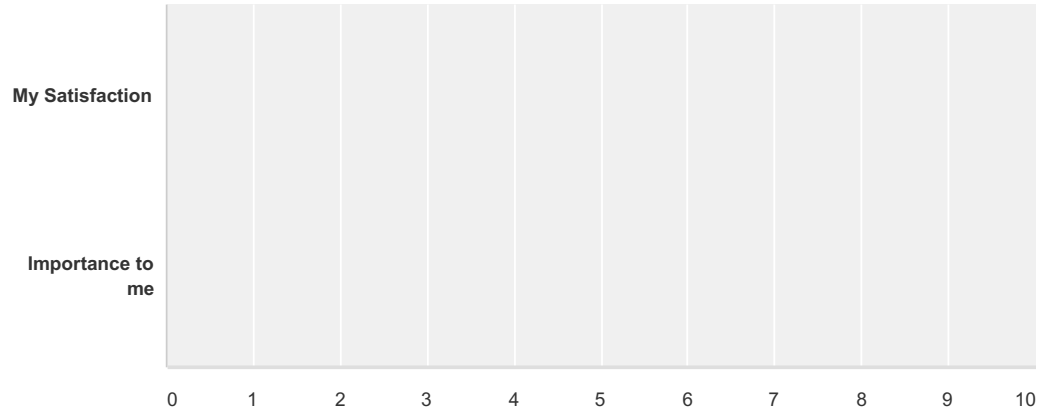
Answered: 1 Skipped: 4



	Very Low	(no label)	(no label)	(no label)	(no label)	Very High	N/A	Total	Weighted Average
My Satisfaction	0.00% 0	0.00% 0	0.00% 0	100.00% 1	0.00% 0	0.00% 0	0.00% 0	1	4.00
Importance to me	0.00% 0	0.00% 0	0.00% 0	0.00% 0	100.00% 1	0.00% 0	0.00% 0	1	5.00

### Q47 Clear channels are in place to communicate student complaints and concerns

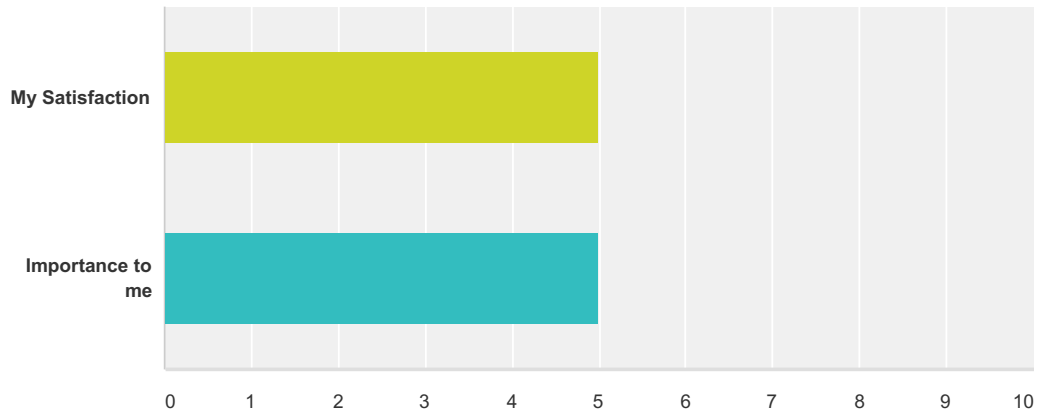
Answered: 1 Skipped: 4



	Very Low	(no label)	(no label)	(no label)	(no label)	Very High	N/A	Total	Weighted Average
My Satisfaction	0.00% 0	0.00% 0	0.00% 0	0.00% 0	0.00% 0	0.00% 0	100.00% 1	1	0.00
Importance to me	0.00% 0	0.00% 0	0.00% 0	0.00% 0	0.00% 0	0.00% 0	100.00% 1	1	0.00

### Q48 Adequate student support is available to help me succeed in my degree program

Answered: 1 Skipped: 4



	Very Low	(no label)	(no label)	(no label)	(no label)	Very High	N/A	Total	Weighted Average
My Satisfaction	0.00% 0	0.00% 0	0.00% 0	0.00% 0	100.00% 1	0.00% 0	0.00% 0	1	5.00
Importance to me	0.00% 0	0.00% 0	0.00% 0	0.00% 0	100.00% 1	0.00% 0	0.00% 0	1	5.00



**Q49 What suggestions could you make to improve administrative and student support functions?**

Answered: 0 Skipped: 5

#	Responses	Date
	There are no responses.	

**Q50 What suggestions could you make to improve the academic programs?**

Answered: 0 Skipped: 5

#	Responses	Date
	There are no responses.	

**Q51 What suggestions could you make to improve the development of personal or spiritual growth through your educational experiences?**

Answered: 0 Skipped: 5

#	Responses	Date
	There are no responses.	

**Q52 What suggestions could you make to improve a sense of community and connectedness in your educational experiences?**

Answered: 0 Skipped: 5

#	Responses	Date
	There are no responses.	

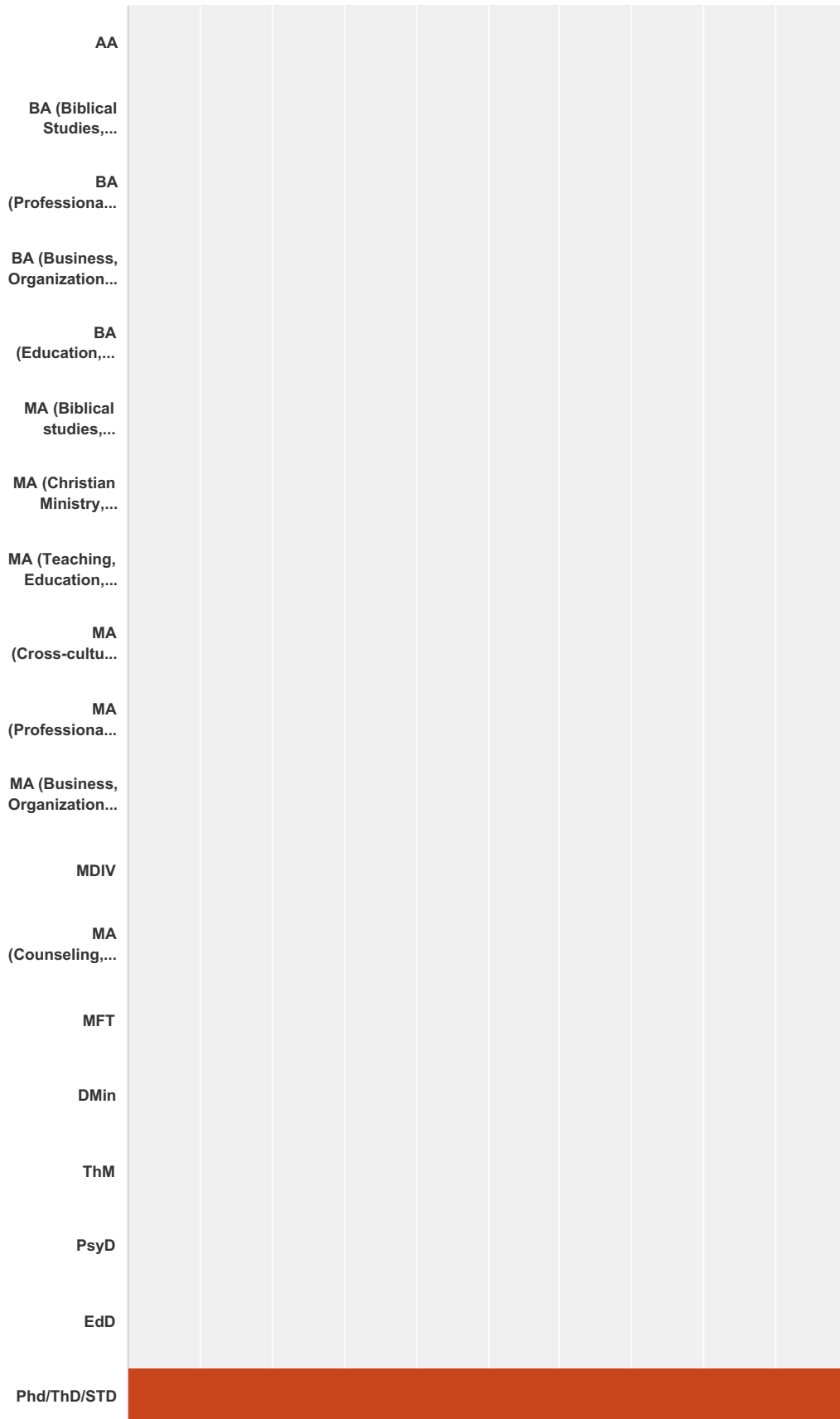
**Q53 Student ID Number (This is optional)**

Answered: 0 Skipped: 5

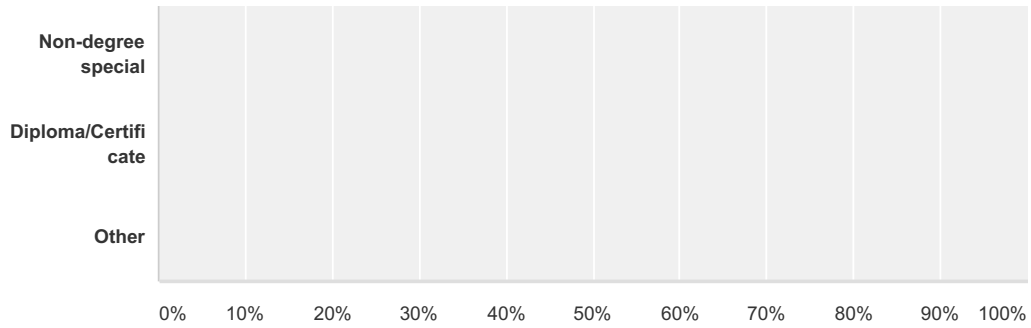
#	Responses	Date
	There are no responses.	

### Q54 Degree Program

Answered: 1 Skipped: 4



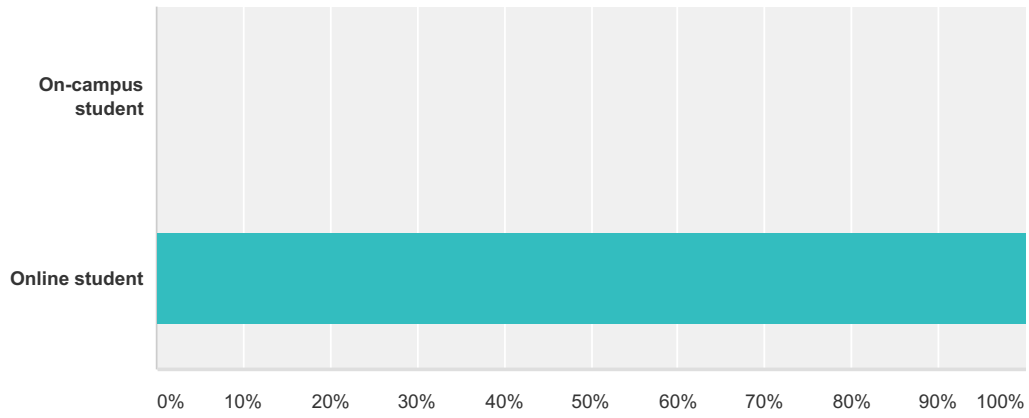
## 2017 Student Experience Inventory



Answer Choices	Responses	
AA	0.00%	0
BA (Biblical Studies, Christian Ministry, etc.)	0.00%	0
BA (Professional, Vocational, etc.)	0.00%	0
BA (Business, Organizational Leadership, etc.)	0.00%	0
BA (Education, Liberal Arts, Human Development, etc.)	0.00%	0
MA (Biblical studies, Theology, etc.)	0.00%	0
MA (Christian Ministry, Practical Ministry, etc.)	0.00%	0
MA (Teaching, Education, etc.)	0.00%	0
MA (Cross-cultural, Missions, etc.)	0.00%	0
MA (Professional, Vocational, etc.)	0.00%	0
MA (Business, Organizational Leadership, etc.)	0.00%	0
MDIV	0.00%	0
MA (Counseling, Behavioral Science, etc.)	0.00%	0
MFT	0.00%	0
DMin	0.00%	0
ThM	0.00%	0
PsyD	0.00%	0
EdD	0.00%	0
Phd/ThD/STD	100.00%	1
Non-degree special	0.00%	0
Diploma/Certificate	0.00%	0
Other	0.00%	0
<b>Total</b>		<b>1</b>

### Q55 Are you primarily an on-campus or online student?

Answered: 1 Skipped: 4

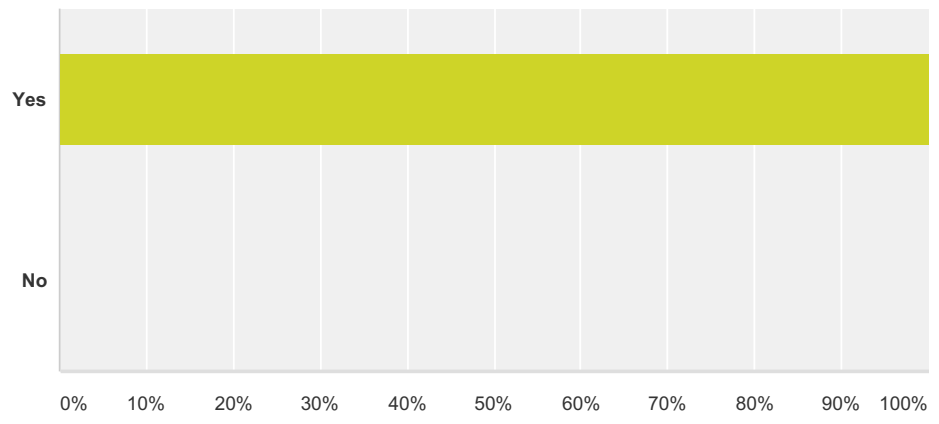


Answer Choices	Responses
On-campus student	0.00% 0
Online student	100.00% 1
<b>Total</b>	<b>1</b>



### Q56 Do you have a clear professional goal in mind for your education?

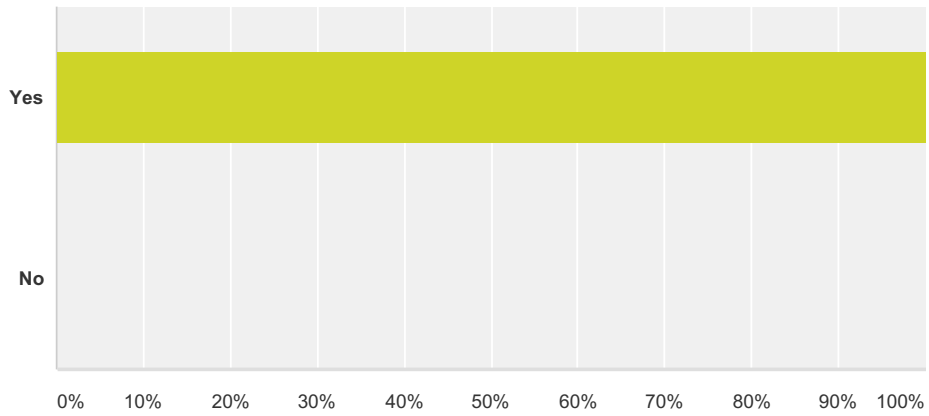
Answered: 1 Skipped: 4



Answer Choices	Responses	
Yes	100.00%	1
No	0.00%	0
<b>Total</b>		<b>1</b>

### Q57 Do you have strong off-campus relational support for your education?

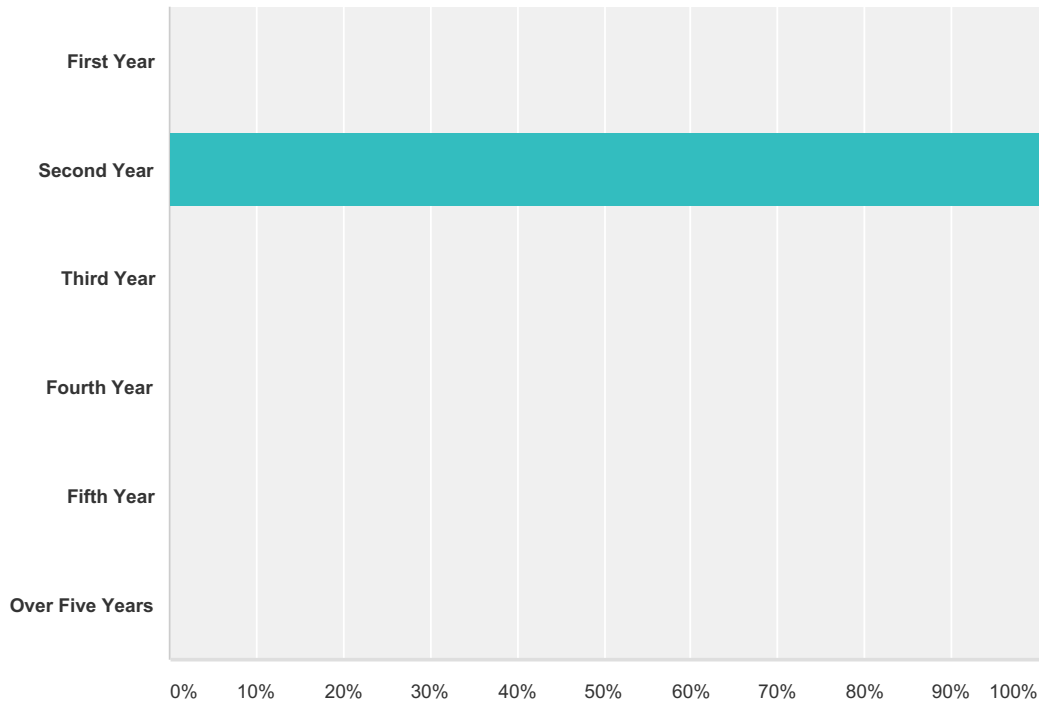
Answered: 1 Skipped: 4



Answer Choices	Responses	
Yes	100.00%	1
No	0.00%	0
<b>Total</b>		<b>1</b>

### Q58 Year of Enrollment

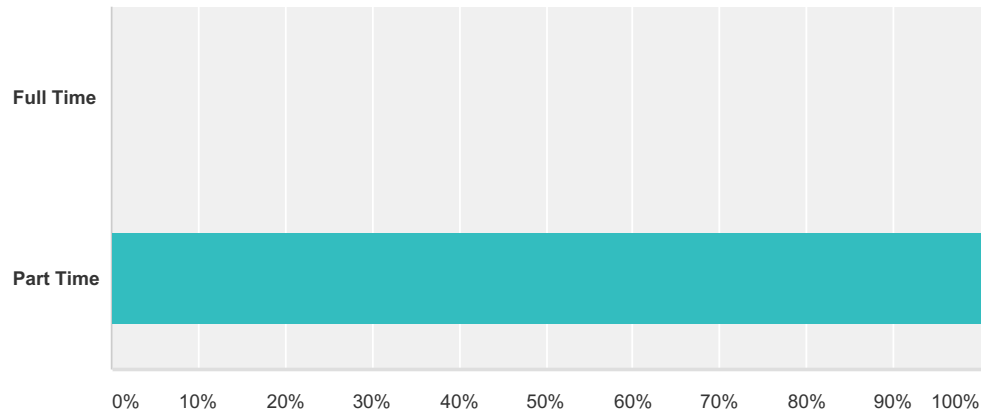
Answered: 1 Skipped: 4



Answer Choices	Responses
First Year	0.00% 0
Second Year	100.00% 1
Third Year	0.00% 0
Fourth Year	0.00% 0
Fifth Year	0.00% 0
Over Five Years	0.00% 0
<b>Total</b>	<b>1</b>

### Q59 Present Course Load

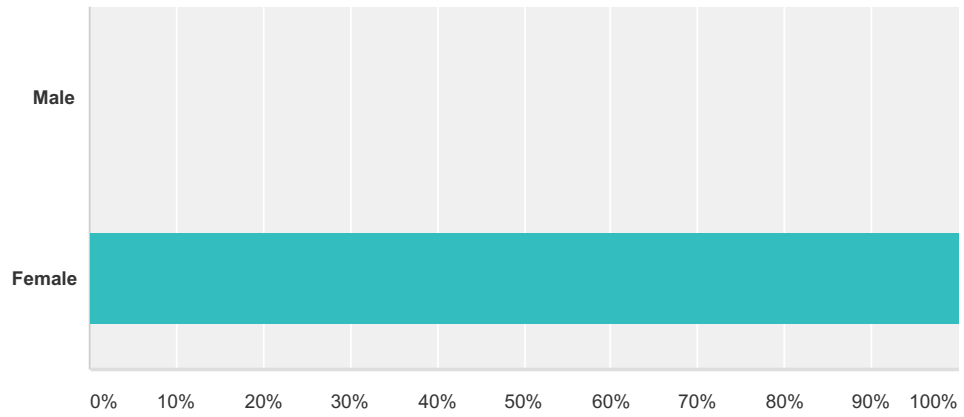
Answered: 1 Skipped: 4



Answer Choices	Responses
Full Time	0.00% 0
Part Time	100.00% 1
<b>Total</b>	<b>1</b>

### Q60 Gender

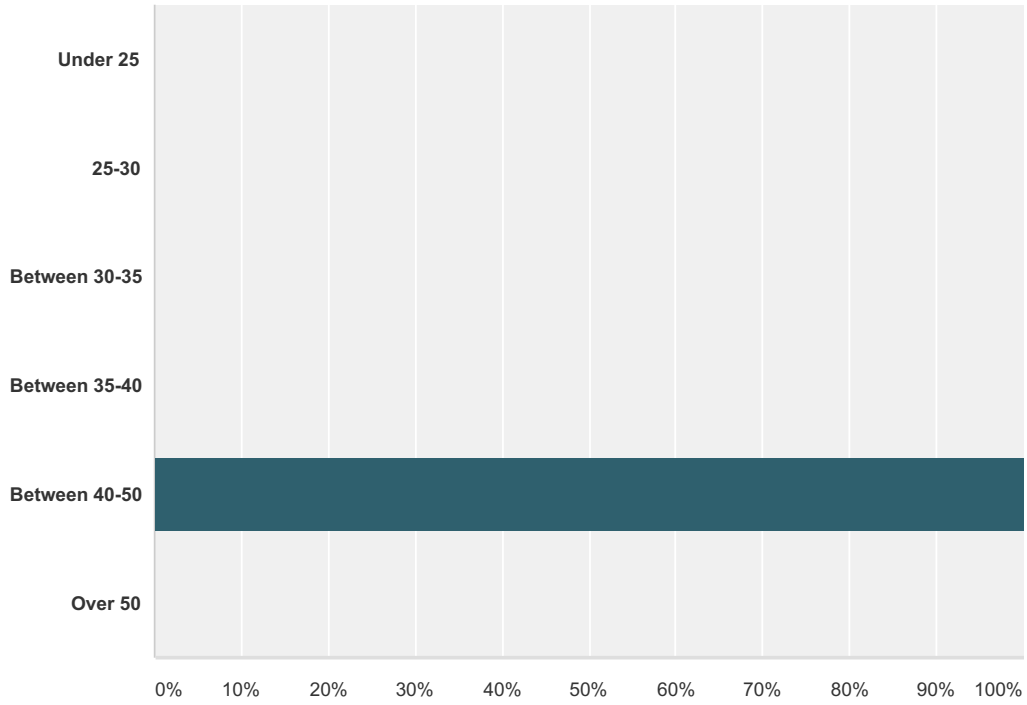
Answered: 1 Skipped: 4



Answer Choices	Responses
Male	0.00% 0
Female	100.00% 1
<b>Total</b>	<b>1</b>

### Q61 Age

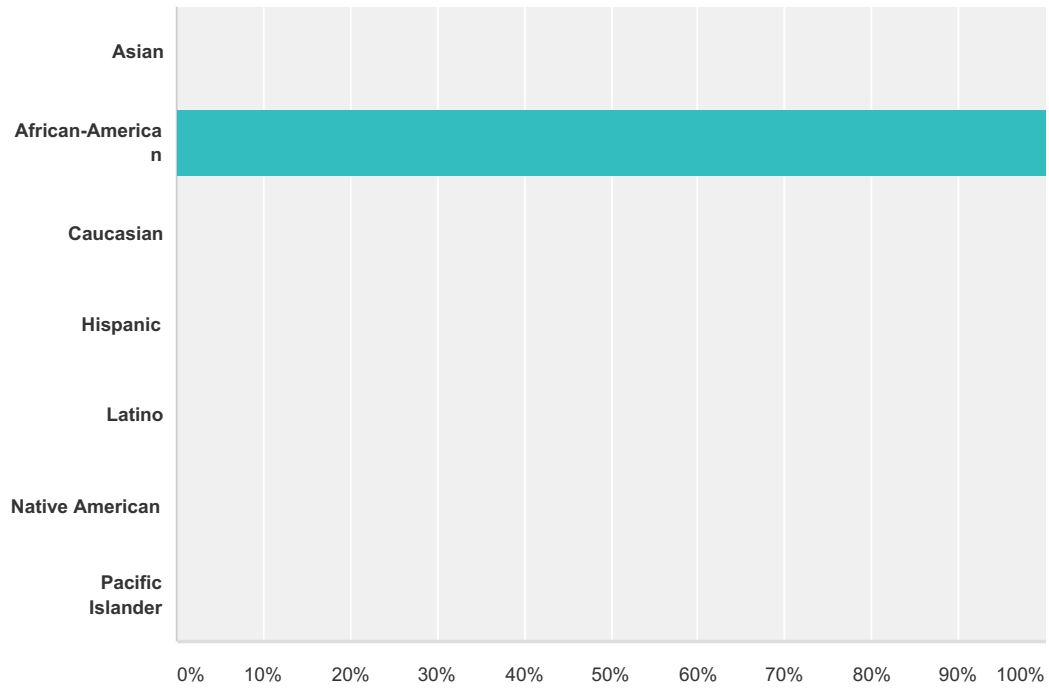
Answered: 1 Skipped: 4



Answer Choices	Responses	Count
Under 25	0.00%	0
25-30	0.00%	0
Between 30-35	0.00%	0
Between 35-40	0.00%	0
Between 40-50	100.00%	1
Over 50	0.00%	0
<b>Total</b>		<b>1</b>

### Q62 Ethnicity

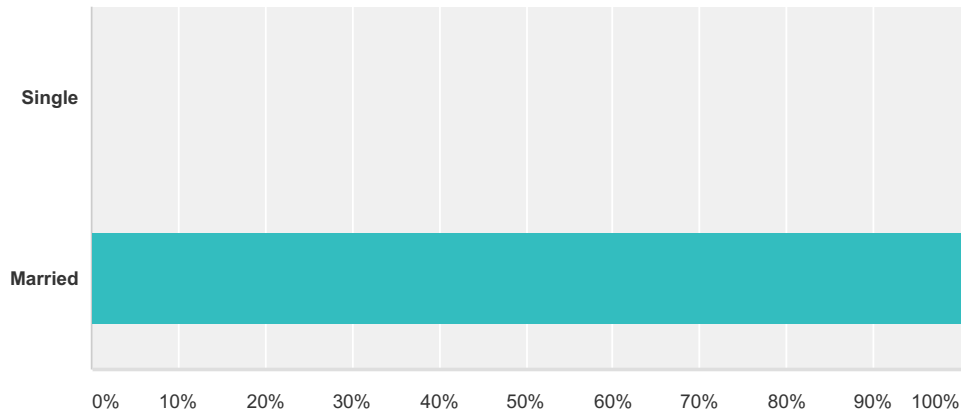
Answered: 1 Skipped: 4



Answer Choices	Responses
Asian	0.00% 0
African-American	100.00% 1
Caucasian	0.00% 0
Hispanic	0.00% 0
Latino	0.00% 0
Native American	0.00% 0
Pacific Islander	0.00% 0
<b>Total</b>	<b>1</b>

### Q63 Marital Status

Answered: 1 Skipped: 4

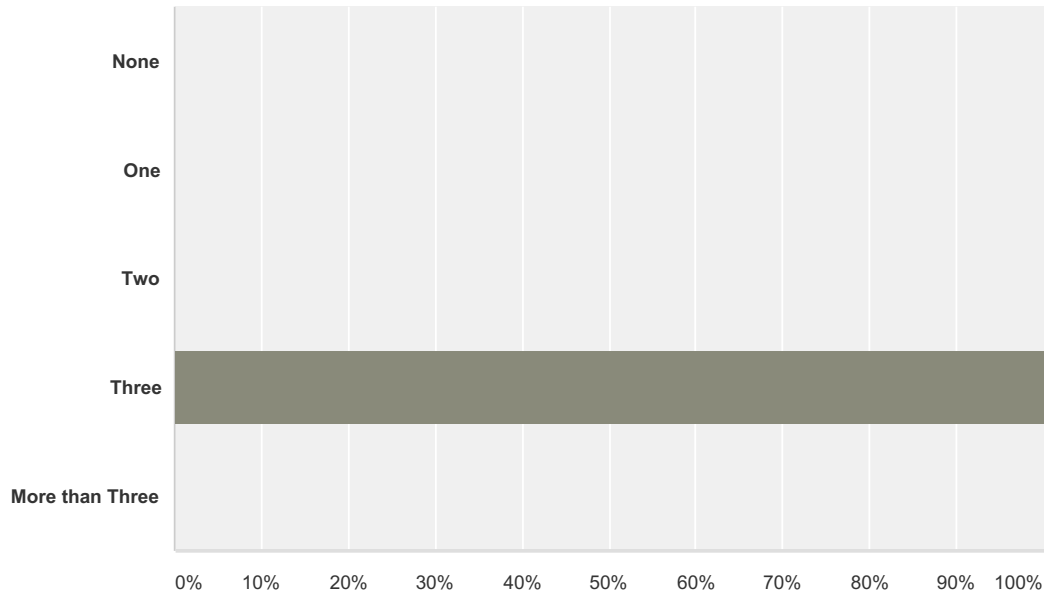


Answer Choices	Responses
Single	0.00% 0
Married	100.00% 1
<b>Total</b>	<b>1</b>



### Q64 Number of Dependents

Answered: 1 Skipped: 4



Answer Choices	Responses	Count
None	0.00%	0
One	0.00%	0
Two	0.00%	0
Three	100.00%	1
More than Three	0.00%	0
<b>Total</b>		<b>1</b>

## Q65 Hours of Paid Work per week

Answered: 0 Skipped: 5

⚠ No matching responses.

Answer Choices	Responses
Less than 20	0.00% 0
Between 20-30	0.00% 0
Between 30-40	0.00% 0
Over 40	0.00% 0
<b>Total</b>	<b>0</b>

## Q66 Hours of Ministry per week

Answered: 0 Skipped: 5

⚠ No matching responses.

Answer Choices	Responses
Less than 10	0.00% 0
Between 10-20	0.00% 0
Over 20	0.00% 0
<b>Total</b>	<b>0</b>